

# ROYAL BANK OF CANADA FUTURE (RYFF) - EUX/C11

2024/09/17 18:46:12

**Price**  
**124.6148** USD

**Difference**  **-0.09% (-0.11)**

### General attributes

Symbol	RYFFC11
Exchange	Eurex
Currency	USD
Security type	Future
Underlying	ROYAL BANK OF CANADA
Maturity	07-2025
Contract size	100

### Market data

Bid (Bid size)	- USD (-)
Ask (Ask size)	- USD (-)
Open	124.6148 USD
High	124.6148 USD
Low	124.6148 USD
Close (prev. day)	124.7256 USD
Underlying	ROYAL BANK OF CANADA
Underlying price (date)	166.34 (24/09/18)
Settlement price (date)	124.61 (24/09/17)
Open Interest	0

### Performance and Risk

	6m	1Y	3Y
Perf (%)	+23.71%	+34.12%	-
Perf (abs.)	+23.88	+31.70	-
Beta	-	-	-
Volatility	21.02	19.63	-

### Futures and Options

Related Futures	-
Related Options	-

5Y












Information about previous performance does not guarantee future performance.  
Source: FactSet

### Price data

Ø price 5 days   Ø volume 5 days (pcs.)	124.7605 USD (0)
Ø price 30 days   Ø volume 30 days (pcs.)	118.4481 USD (0)
Ø price 100 days   Ø volume 100 days (pcs.)	113.9652 USD (0)
Ø price 250 days   Ø volume 250 days (pcs.)	100.3151 USD (0)
YTD High   date	125.7862 USD (2024/09/13)
YTD Low   date	97.3917 USD (2024/04/17)
52 Weeks High   date	125.7862 USD (2024/09/13)
52 Weeks Low   date	80.3888 USD (2023/10/27)

### Recent Research

on underlying		on sector	
Date		Headline	Download
2024/09/11		Global Equity Ratings	
2024/09/05		Global Equity Ratings	
2024/08/12		Global Equity Ratings	
2024/07/24		Global Equity Ratings	
2024/07/12		Global Equity Ratings	