

ROYAL BANK OF CANADA FUTURE (RYFF) - EUX/C11

2024/08/30 18:37:12

Price
121.8436 USD

Difference  -0.25% (-0.30)

General attributes

Symbol	RYFFC11
Exchange	Eurex
Currency	USD
Security type	Future
Underlying	ROYAL BANK OF CANADA
Maturity	07-2025
Contract size	100

Market data

Bid (Bid size)	- USD (-)
Ask (Ask size)	- USD (-)
Open	121.8436 USD
High	121.8436 USD
Low	121.8436 USD
Close (prev. day)	122.1431 USD
Underlying	ROYAL BANK OF CANADA
Underlying price (date)	162.98 (24/08/30)
Settlement price (date)	121.84 (24/08/30)
Open Interest	0

Performance and Risk

	6m	1Y	3Y
Perf (%)	+24.31%	+31.04%	-
Perf (abs.)	+23.83	+28.86	-
Beta	-	-	-
Volatility	21.05	19.58	-

Futures and Options

Related Futures	-
Related Options	-

5Y











Information about previous performance does not guarantee future performance.
Source: FactSet

Price data

Ø price 5 days Ø volume 5 days (pcs.)	120.2470 USD (0)
Ø price 30 days Ø volume 30 days (pcs.)	113.4954 USD (0)
Ø price 100 days Ø volume 100 days (pcs.)	108.7757 USD (0)
Ø price 250 days Ø volume 250 days (pcs.)	98.4319 USD (0)
YTD High date	122.1431 USD (2024/08/29)
YTD Low date	97.3917 USD (2024/04/17)
52 Weeks High date	122.1431 USD (2024/08/29)
52 Weeks Low date	80.3888 USD (2023/10/27)

Recent Research

on underlying		on sector	
Date		Headline	Download
2024/08/12		Global Equity Ratings	
2024/07/24		Global Equity Ratings	
2024/07/12		Global Equity Ratings	
2024/06/21		Global Equity Ratings	
2024/06/14		Global Equity Ratings	