

SAP SE FUTURE (SAPJ) - EUX/C11

2024/07/16 18:51:03

Price
193.3193 EURDifference  -0.30% (-0.58)

General attributes

| | |
|---------------|---------|
| Symbol | SAPJC11 |
| Exchange | Eurex |
| Currency | EUR |
| Security type | Future |
| Underlying | SAP SE |
| Maturity | 05-2025 |
| Contract size | 100 |

Market data

| | |
|-------------------------|-------------------|
| Bid (Bid size) | - EUR (-) |
| Ask (Ask size) | - EUR (-) |
| Open | 193.3193 EUR |
| High | 193.3193 EUR |
| Low | 193.3193 EUR |
| Close (prev. day) | 193.8957 EUR |
| Underlying | SAP SE |
| Underlying price (date) | 185.72 (24/07/17) |
| Settlement price (date) | 193.32 (24/07/16) |
| Open Interest | 0 |

Performance and Risk

| | 6m | 1Y | 3Y |
|-------------|---------|---------|----|
| Perf (%) | +31.32% | +45.24% | - |
| Perf (abs.) | +46.11 | +60.22 | - |
| Beta | - | - | - |
| Volatility | 27.52 | 23.24 | - |

Futures and Options

| | |
|-----------------|---|
| Related Futures | - |
| Related Options | - |













Information about previous performance does not guarantee future performance.
Source: FactSet

Price data

| | |
|---|---------------------------|
| Ø price 5 days Ø volume 5 days (pcs.) | 194.0598 EUR (0) |
| Ø price 30 days Ø volume 30 days (pcs.) | 187.4749 EUR (0) |
| Ø price 100 days Ø volume 100 days (pcs.) | 179.4749 EUR (0) |
| Ø price 250 days Ø volume 250 days (pcs.) | 150.1003 EUR (0) |
| YTD High date | 194.9644 EUR (2024/07/12) |
| YTD Low date | 139.0476 EUR (2024/01/04) |
| 52 Weeks High date | 194.9644 EUR (2024/07/12) |
| 52 Weeks Low date | 121.9194 EUR (2023/07/26) |

Recent Research

| on underlying | on sector | on market | | |
|---------------|---|-----------|-----------------------|---|
| Date | | | Headline | Download |
| 2024/07/12 |  | | Global Equity Ratings |  |
| 2024/06/21 |  | | Global Equity Ratings |  |
| 2024/06/14 |  | | Global Equity Ratings |  |
| 2024/05/29 |  | | Global Equity Ratings |  |
| 2024/04/26 |  | | Global Equity Ratings |  |