

FERRARI N.V. FUTURE (RACF) - EUX/C13

2024/10/18 19:07:24

Price
456.6223 EUR

Difference  0.39% (1.79)

General attributes

Symbol	RACFC13
Exchange	Eurex
Currency	EUR
Security type	Future
Underlying	FERRARI N.V.
Maturity	11-2025
Contract size	1,000

Market data

Bid (Bid size)	- EUR (-)
Ask (Ask size)	- EUR (-)
Open	456.6223 EUR
High	456.6223 EUR
Low	456.6223 EUR
Close (prev. day)	454.8351 EUR
Underlying	FERRARI N.V.
Underlying price (date)	443.30 (24/10/18)
Settlement price (date)	455.82 (24/10/18)
Open Interest	0

Performance and Risk

	6m	1Y	3Y
Perf (%)	+13.48%	+52.75%	-
Perf (abs.)	+54.26	+157.70	-
Beta	-	-	-
Volatility	23.50	24.62	-

Futures and Options

Related Futures	-
Related Options	-

5Y










Information about previous performance does not guarantee future performance.
Source: FactSet

Price data

Ø price 5 days Ø volume 5 days (pcs.)	450.5208 EUR (0)
Ø price 30 days Ø volume 30 days (pcs.)	435.6110 EUR (0)
Ø price 100 days Ø volume 100 days (pcs.)	424.2347 EUR (0)
Ø price 250 days Ø volume 250 days (pcs.)	384.8543 EUR (0)
YTD High date	461.1046 EUR (2024/08/30)
YTD Low date	315.2644 EUR (2024/01/03)
52 Weeks High date	461.1046 EUR (2024/08/30)
52 Weeks Low date	12.4009 EUR (2023/12/14)

Recent Research

on sector		on market	
Date		Headline	Download
2024/09/27		Global Equity Ratings	
2024/09/11		Global Equity Ratings	
2024/09/05		Global Equity Ratings	
2024/08/12		Global Equity Ratings	
2024/07/24		Global Equity Ratings	