

# FERRARI N.V. FUTURE (RACF) - EUX/C13

2024/05/06 18:30:06

Price  
**410.6961** EUR

Difference  -0.43% (-1.76)

### General attributes

|               |              |
|---------------|--------------|
| Symbol        | RACFC13      |
| Exchange      | Eurex        |
| Currency      | EUR          |
| Security type | Future       |
| Underlying    | FERRARI N.V. |
| Maturity      | 06-2025      |
| Contract size | 1,000        |

### Market data

|                         |                   |
|-------------------------|-------------------|
| Bid (Bid size)          | - EUR (-)         |
| Ask (Ask size)          | - EUR (-)         |
| Open                    | 410.6961 EUR      |
| High                    | 410.6961 EUR      |
| Low                     | 410.6961 EUR      |
| Close (prev. day)       | 412.4518 EUR      |
| Underlying              | FERRARI N.V.      |
| Underlying price (date) | 377.40 (24/05/31) |
| Settlement price (date) | 390.14 (24/05/31) |
| Open Interest           | 0                 |

### Performance and Risk

|             | 6m      | 1Y      | 3Y |
|-------------|---------|---------|----|
| Perf (%)    | +27.24% | +47.49% | -  |
| Perf (abs.) | +87.93  | +132.24 | -  |
| Beta        | -       | -       | -  |
| Volatility  | 25.61   | 23.23   | -  |

### Futures and Options

|                 |   |
|-----------------|---|
| Related Futures | - |
| Related Options | - |

5Y













Information about previous performance does not guarantee future performance.  
Source: FactSet

### Price data

|   |                           |
|---|---------------------------|
| Ø price 5 days   Ø volume 5 days (pcs.)     | 407.5961 EUR (0)          |
| Ø price 30 days   Ø volume 30 days (pcs.)   | 405.2585 EUR (0)          |
| Ø price 100 days   Ø volume 100 days (pcs.) | 371.2253 EUR (0)          |
| Ø price 250 days   Ø volume 250 days (pcs.) | 329.6490 EUR (0)          |
| YTD High   date                             | 418.2747 EUR (2024/03/27) |
| YTD Low   date                              | 315.2644 EUR (2024/01/03) |
| 52 Weeks High   date                        | 418.2747 EUR (2024/03/27) |
| 52 Weeks Low   date                         | 12.4009 EUR (2023/12/14)  |

### Recent Research

| on sector  |   | on market             |   |
|------------|---|-----------------------|---|
| Date       |   | Headline              | Download  |
| 2024/05/29 |  | Global Equity Ratings |  |
| 2024/04/26 |  | Global Equity Ratings |  |
| 2024/04/03 |  | Global Equity Ratings |  |
| 2024/03/13 |  | Global Equity Ratings |  |
| 2024/02/22 |  | Global Equity Ratings |  |