

SAP SE FUTURE (SAPJ) - EUX/C1

2024/04/23 18:25:02

Price
173.3944 EURDifference  5.32% (8.76)

General attributes

Symbol	SAPJC1
Exchange	Eurex
Currency	EUR
Security type	Future
Underlying	SAP SE
Maturity	05-2024
Contract size	100

Market data

Bid (Bid size)	- EUR (-)
Ask (Ask size)	- EUR (-)
Open	173.3944 EUR
High	173.3944 EUR
Low	173.3944 EUR
Close (prev. day)	164.6308 EUR
Underlying	SAP SE
Underlying price (date)	174.86 (24/04/23)
Settlement price (date)	173.39 (24/04/23)
Open Interest	0

Performance and Risk

	6m	1Y	3Y
Perf (%)	+32.85%	+35.32%	-
Perf (abs.)	+40.71	+42.97	-
Beta	-	-	-
Volatility	20.41	20.02	-

Futures and Options

Related Futures	-
Related Options	-

5Y












Information about previous performance does not guarantee future performance.
Source: FactSet

Price data

Ø price 5 days Ø volume 5 days (pcs.)	167.7725 EUR (0)
Ø price 30 days Ø volume 30 days (pcs.)	174.9020 EUR (463)
Ø price 100 days Ø volume 100 days (pcs.)	160.5116 EUR (304)
Ø price 250 days Ø volume 250 days (pcs.)	139.6656 EUR (308)
YTD High date	183.0714 EUR (2024/03/26)
YTD Low date	136.6644 EUR (2024/01/04)
52 Weeks High date	183.0714 EUR (2024/03/26)
52 Weeks Low date	118.4016 EUR (2023/04/24)

Recent Research

on underlying	on sector	on market	
Date		Headline	Download
2024/04/03		Global Equity Ratings	
2024/03/13		Global Equity Ratings	
2024/02/22		Global Equity Ratings	
2024/02/14		Global Equity Ratings	
2024/01/23		Global Equity Ratings	