

BANCO SANTANDER S.A. FUTURE (SANH) - EUX/C12

2024/04/19 18:42:31

Price
4.5047 EURDifference  -0.75% (-0.03)

General attributes

Symbol	SANHC12
Exchange	Eurex
Currency	EUR
Security type	Future
Underlying	BANCO SANTANDER SA
Maturity	04-2025
Contract size	100

Market data

Bid (Bid size)	- EUR (-)
Ask (Ask size)	- EUR (-)
Open	4.5047 EUR
High	4.5047 EUR
Low	4.5047 EUR
Close (prev. day)	4.5388 EUR
Underlying	BANCO SANTANDER SA
Underlying price (date)	4.5115 (24/04/19)
Settlement price (date)	4.51 (24/04/19)
Open Interest	0

Performance and Risk

	6m	1Y	3Y
Perf (%)	+29.24%	+23.31%	-
Perf (abs.)	+1.02	+0.85	-
Beta	-	-	-
Volatility	22.61	24.81	-

Futures and Options

Related Futures	-
Related Options	-












5Y

Information about previous performance does not guarantee future performance.
Source: FactSet

Price data

Ø price 5 days Ø volume 5 days (pcs.)	4.4518 EUR (0)
Ø price 30 days Ø volume 30 days (pcs.)	4.3489 EUR (0)
Ø price 100 days Ø volume 100 days (pcs.)	3.9446 EUR (0)
Ø price 250 days Ø volume 250 days (pcs.)	3.6448 EUR (0)
YTD High date	4.6794 EUR (2024/04/04)
YTD Low date	3.5443 EUR (2024/01/29)
52 Weeks High date	4.6794 EUR (2024/04/04)
52 Weeks Low date	3.0407 EUR (2023/05/31)

Recent Research

on underlying on sector on market			
Date		Headline	Download
2024/04/03		Global Equity Ratings	
2024/03/13		Global Equity Ratings	
2024/02/22		Global Equity Ratings	
2024/02/14		Global Equity Ratings	
2024/01/23		Global Equity Ratings	