

SCHNEIDER ELECTRIC SE FUTURE (SNDH) - EUX/C11

2024/04/26 18:36:07

Price
221.5726 EURDifference  2.85% (6.14)

General attributes

Symbol	SNDHC11
Exchange	Eurex
Currency	EUR
Security type	Future
Underlying	SCHNEIDER ELECTRIC SE
Maturity	03-2025
Contract size	100

Market data

Bid (Bid size)	- EUR (-)
Ask (Ask size)	- EUR (-)
Open	221.5726 EUR
High	221.5726 EUR
Low	221.5726 EUR
Close (prev. day)	215.4376 EUR
Underlying	SCHNEIDER ELECTRIC SE
Underlying price (date)	217.35 (24/04/26)
Settlement price (date)	221.57 (24/04/26)
Open Interest	0

Performance and Risk

	6m	1Y	3Y
Perf (%)	+51.47%	+36.02%	-
Perf (abs.)	+73.20	+57.05	-
Beta	-	-	-
Volatility	22.47	21.83	-

Futures and Options

Related Futures	-
Related Options	-












Information about previous performance does not guarantee future performance.
Source: FactSet

Price data

Ø price 5 days Ø volume 5 days (pcs.)	213.1427 EUR (0)
Ø price 30 days Ø volume 30 days (pcs.)	215.0997 EUR (0)
Ø price 100 days Ø volume 100 days (pcs.)	198.1048 EUR (0)
Ø price 250 days Ø volume 250 days (pcs.)	176.1345 EUR (0)
YTD High date	222.5201 EUR (2024/03/22)
YTD Low date	175.7572 EUR (2024/01/05)
52 Weeks High date	222.5201 EUR (2024/03/22)
52 Weeks Low date	141.6711 EUR (2023/10/24)

Recent Research

on underlying	on sector	on market		
Date			Headline	Download
2024/04/26			Global Equity Ratings	
2024/04/03			Global Equity Ratings	
2024/03/13			Global Equity Ratings	
2024/02/22			Global Equity Ratings	
2024/02/14			Global Equity Ratings	