

SCHNEIDER ELECTRIC SE FUTURE (SNDH) - EUX/C1

2024/07/16 18:51:06

Price
231.8769 EUR

Difference  -0.05% (-0.13)

General attributes

| | |
|---------------|-----------------------|
| Symbol | SNDHC1 |
| Exchange | Eurex |
| Currency | EUR |
| Security type | Future |
| Underlying | SCHNEIDER ELECTRIC SE |
| Maturity | 07-2024 |
| Contract size | 100 |

Market data

| | |
|-------------------------|-----------------------|
| Bid (Bid size) | - EUR (-) |
| Ask (Ask size) | - EUR (-) |
| Open | 231.8769 EUR |
| High | 231.8769 EUR |
| Low | 231.8769 EUR |
| Close (prev. day) | 232.0026 EUR |
| Underlying | SCHNEIDER ELECTRIC SE |
| Underlying price (date) | 228.95 (24/07/17) |
| Settlement price (date) | 231.88 (24/07/16) |
| Open Interest | 0 |

Performance and Risk

| | 6m | 1Y | 3Y |
|-------------|---------|---------|----|
| Perf (%) | +31.41% | +42.83% | - |
| Perf (abs.) | +55.42 | +69.53 | - |
| Beta | - | - | - |
| Volatility | 22.04 | 21.71 | - |

Futures and Options

| | |
|-----------------|---|
| Related Futures | - |
| Related Options | - |













Information about previous performance does not guarantee future performance.
 Source: FactSet

Price data

| | |
|---|---------------------------|
| Ø price 5 days Ø volume 5 days (pcs.) | 231.4384 EUR (0) |
| Ø price 30 days Ø volume 30 days (pcs.) | 228.6401 EUR (67) |
| Ø price 100 days Ø volume 100 days (pcs.) | 215.1493 EUR (55) |
| Ø price 250 days Ø volume 250 days (pcs.) | 180.3959 EUR (53) |
| YTD High date | 235.0820 EUR (2024/07/12) |
| YTD Low date | 173.3678 EUR (2024/01/05) |
| 52 Weeks High date | 235.0820 EUR (2024/07/12) |
| 52 Weeks Low date | 139.7841 EUR (2023/10/24) |

Recent Research

| on underlying | on sector | on market | |
|---------------|---|-----------------------|---|
| Date | | Headline | Download |
| 2024/07/12 |  | Global Equity Ratings |  |
| 2024/06/21 |  | Global Equity Ratings |  |
| 2024/06/14 |  | Global Equity Ratings |  |
| 2024/05/29 |  | Global Equity Ratings |  |
| 2024/04/26 |  | Global Equity Ratings |  |