

PARTNERS GROUP HOLDING AG FUTURE (PGHF) - EUX/C12

2024/08/07 18:43:26

Price
1,096.705 CHFDifference  3.45% (36.57)

General attributes

Symbol	PGHFC12
Exchange	Eurex
Currency	CHF
Security type	Future
Underlying	PARTNERS GROUP HOLDING AG
Maturity	07-2025
Contract size	100

Market data

Bid (Bid size)	- CHF (-)
Ask (Ask size)	- CHF (-)
Open	1,096.705 CHF
High	1,096.705 CHF
Low	1,096.705 CHF
Close (prev. day)	1,060.135 CHF
Underlying	PARTNERS GROUP HOLDING AG
Underlying price (date)	1,115.50 (24/08/07)
Settlement price (date)	1,096.71 (24/08/07)
Open Interest	0

Performance and Risk

	6m	1Y	3Y
Perf (%)	-4.96%	+13.87%	-
Perf (abs.)	-57.22	+133.62	-
Beta	-	-	-
Volatility	28.25	25.57	-

Futures and Options

Related Futures	-
Related Options	-













Information about previous performance does not guarantee future performance.
Source: FactSet

Price data

Ø price 5 days Ø volume 5 days (pcs.)	1,094.184 CHF (0)
Ø price 30 days Ø volume 30 days (pcs.)	1,161.917 CHF (0)
Ø price 100 days Ø volume 100 days (pcs.)	1,202.548 CHF (0)
Ø price 250 days Ø volume 250 days (pcs.)	1,121.793 CHF (0)
YTD High date	1,297.521 CHF (2024/03/21)
YTD Low date	1,059.651 CHF (2024/08/05)
52 Weeks High date	1,297.521 CHF (2024/03/21)
52 Weeks Low date	904.457 CHF (2023/08/25)

Recent Research

on underlying	on sector	on market	
Date		Headline	Download
2022/12/19		Global Equity Ratings	
2022/11/28		Global Equity Ratings	
2022/11/18		Global Equity Ratings	
2022/10/31		Global Equity Ratings	
2022/10/05		Global Equity Ratings	

5Y