

K+S AKTIENGESELLSCHAFT FUTURE (SDXP) - EUX/C1

2024/04/30 18:39:53

Price
13.4197 EURDifference  3.07% (0.40)

General attributes

Symbol	SDXPC1
Exchange	Eurex
Currency	EUR
Security type	Future
Underlying	K+S AG
Maturity	05-2024
Contract size	100

Market data

Bid (Bid size)	- EUR (-)
Ask (Ask size)	- EUR (-)
Open	13.4197 EUR
High	13.4197 EUR
Low	13.4197 EUR
Close (prev. day)	13.0206 EUR
Underlying	K+S AG
Underlying price (date)	13.80 (24/05/02)
Settlement price (date)	13.42 (24/04/30)
Open Interest	0

Performance and Risk

	6m	1Y	3Y
Perf (%)	-16.92%	-22.66%	-
Perf (abs.)	-2.73	-3.93	-
Beta	-	-	-
Volatility	29.81	28.94	-

Futures and Options

Related Futures	-
Related Options	-

5Y












Information about previous performance does not guarantee future performance.
Source: FactSet

Price data

Ø price 5 days Ø volume 5 days (pcs.)	13.1070 EUR (0)
Ø price 30 days Ø volume 30 days (pcs.)	13.8774 EUR (0)
Ø price 100 days Ø volume 100 days (pcs.)	13.4986 EUR (0)
Ø price 250 days Ø volume 250 days (pcs.)	15.2247 EUR (0)
YTD High date	14.9393 EUR (2024/04/04)
YTD Low date	12.3447 EUR (2024/02/05)
52 Weeks High date	18.1826 EUR (2023/07/25)
52 Weeks Low date	12.3447 EUR (2024/02/05)

Recent Research

on sector		on market	
Date		Headline	Download
2024/04/26		Global Equity Ratings	
2024/04/03		Global Equity Ratings	
2024/03/13		Global Equity Ratings	
2024/02/22		Global Equity Ratings	
2024/02/14		Global Equity Ratings	