

## K+S AKTIENGESELLSCHAFT FUTURE (SDXP) - EUX/C1

2024/05/06 18:30:08

Price  
**13.1807** EURDifference  -0.19% (-0.02)

## General attributes

Symbol	SDXPC1
Exchange	Eurex
Currency	EUR
Security type	Future
Underlying	K+S AG
Maturity	06-2024
Contract size	100

## Market data

Bid (Bid size)	- EUR (-)
Ask (Ask size)	- EUR (-)
Open	13.1807 EUR
High	13.1807 EUR
Low	13.1807 EUR
Close (prev. day)	13.2053 EUR
Underlying	K+S AG
Underlying price (date)	13.355 (24/05/17)
Settlement price (date)	13.40 (24/05/17)
Open Interest	0

## Performance and Risk

	6m	1Y	3Y
Perf (%)	-10.60%	-22.08%	-
Perf (abs.)	-1.56	-3.73	-
Beta	-	-	-
Volatility	28.15	28.56	-

## Futures and Options

Related Futures	-
Related Options	-

5Y











Information about previous performance does not guarantee future performance.  
Source: FactSet

## Price data

Ø price 5 days   Ø volume 5 days (pcs.)	13.2025 EUR (0)
Ø price 30 days   Ø volume 30 days (pcs.)	13.8565 EUR (0)
Ø price 100 days   Ø volume 100 days (pcs.)	13.4837 EUR (0)
Ø price 250 days   Ø volume 250 days (pcs.)	15.1835 EUR (0)
YTD High   date	14.9393 EUR (2024/04/04)
YTD Low   date	12.3447 EUR (2024/02/05)
52 Weeks High   date	18.1826 EUR (2023/07/25)
52 Weeks Low   date	12.3447 EUR (2024/02/05)

## Recent Research

on sector	on market		
Date		Headline	Download
2024/04/26		Global Equity Ratings	
2024/04/03		Global Equity Ratings	
2024/03/13		Global Equity Ratings	
2024/02/22		Global Equity Ratings	
2024/02/14		Global Equity Ratings	