

KERING S.A. FUTURE (PPXH) - EUX/C12

2024/07/26 18:35:43

Price
286.2743 EURDifference  2.10% (5.89)

General attributes

Symbol	PPXHC12
Exchange	Eurex
Currency	EUR
Security type	Future
Underlying	KERING S.A.
Maturity	07-2025
Contract size	100

Market data

Bid (Bid size)	- EUR (-)
Ask (Ask size)	- EUR (-)
Open	286.2743 EUR
High	286.2743 EUR
Low	286.2743 EUR
Close (prev. day)	280.3809 EUR
Underlying	KERING S.A.
Underlying price (date)	284.20 (24/07/26)
Settlement price (date)	286.27 (24/07/26)
Open Interest	0

Performance and Risk

	6m	1Y	3Y
Perf (%)	-25.52%	-46.03%	-
Perf (abs.)	-98.09	-244.12	-
Beta	-	-	-
Volatility	43.69	34.24	-

Futures and Options

Related Futures	-
Related Options	-





















Information about previous performance does not guarantee future performance.
Source: FactSet

Price data

Ø price 5 days Ø volume 5 days (pcs.)	301.5819 EUR (0)
Ø price 30 days Ø volume 30 days (pcs.)	312.7491 EUR (0)
Ø price 100 days Ø volume 100 days (pcs.)	354.0126 EUR (0)
Ø price 250 days Ø volume 250 days (pcs.)	406.7906 EUR (0)
YTD High date	436.8585 EUR (2024/02/22)
YTD Low date	280.3809 EUR (2024/07/25)
52 Weeks High date	546.3089 EUR (2023/07/27)
52 Weeks Low date	280.3809 EUR (2024/07/25)

Recent Research

on underlying		on sector		on market	
Date				Headline	Download
2024/02/14				Global Equity Ratings	
2024/01/23				Global Equity Ratings	
2023/12/21				Global Equity Ratings	
2023/12/07				Global Equity Ratings	
2023/11/24				Global Equity Ratings	