

KERING S.A. FUTURE (PPXH) - EUX/C12

2024/06/21 19:17:36

Price
321.514 EURDifference  1.28% (4.06)

General attributes

Symbol	PPXHC12
Exchange	Eurex
Currency	EUR
Security type	Future
Underlying	KERING S.A.
Maturity	06-2025
Contract size	100

Market data

Bid (Bid size)	- EUR (-)
Ask (Ask size)	- EUR (-)
Open	321.514 EUR
High	321.514 EUR
Low	321.514 EUR
Close (prev. day)	317.4568 EUR
Underlying	KERING S.A.
Underlying price (date)	338.50 (24/06/28)
Settlement price (date)	341.45 (24/06/28)
Open Interest	0

Performance and Risk

	6m	1Y	3Y
Perf (%)	-20.43%	-38.10%	-
Perf (abs.)	-82.54	-197.85	-
Beta	-	-	-
Volatility	38.34	32.30	-

Futures and Options

Related Futures	-
Related Options	-

5Y












Information about previous performance does not guarantee future performance.
Source: FactSet

Price data

Ø price 5 days Ø volume 5 days (pcs.)	313.189 EUR (0)
Ø price 30 days Ø volume 30 days (pcs.)	- EUR (-)
Ø price 100 days Ø volume 100 days (pcs.)	382.756 EUR (0)
Ø price 250 days Ø volume 250 days (pcs.)	424.201 EUR (0)
YTD High date	436.859 EUR (2024/02/22)
YTD Low date	305.367 EUR (2024/06/17)
52 Weeks High date	549.313 EUR (2023/07/20)
52 Weeks Low date	305.367 EUR (2024/06/17)

Recent Research

on underlying	on sector	on market		
Date			Headline	Download
2024/02/14			Global Equity Ratings	
2024/01/23			Global Equity Ratings	
2023/12/21			Global Equity Ratings	
2023/12/07			Global Equity Ratings	
2023/11/24			Global Equity Ratings	