

## KERING S.A. FUTURE (PPXH) - EUX/C12

2024/06/21 19:17:36

Price  
**321.514** EURDifference  1.28% (4.06)

## General attributes

Symbol	PPXHC12
Exchange	Eurex
Currency	EUR
Security type	Future
Underlying	KERING S.A.
Maturity	06-2025
Contract size	100

## Market data

Bid (Bid size)	- EUR (-)
Ask (Ask size)	- EUR (-)
Open	321.514 EUR
High	321.514 EUR
Low	321.514 EUR
Close (prev. day)	317.4568 EUR
Underlying	KERING S.A.
Underlying price (date)	325.15 (24/06/25)
Settlement price (date)	327.69 (24/06/25)
Open Interest	0

## Performance and Risk

	6m	1Y	3Y
Perf (%)	-20.43%	-38.10%	-
Perf (abs.)	-82.54	-197.85	-
Beta	-	-	-
Volatility	38.34	32.30	-

## Futures and Options

Related Futures	-
Related Options	-












Information about previous performance does not guarantee future performance.  
Source: FactSet

## Price data

Ø price 5 days   Ø volume 5 days (pcs.)	313.189 EUR (0)
Ø price 30 days   Ø volume 30 days (pcs.)	- EUR (-)
Ø price 100 days   Ø volume 100 days (pcs.)	382.756 EUR (0)
Ø price 250 days   Ø volume 250 days (pcs.)	424.201 EUR (0)
YTD High   date	436.859 EUR (2024/02/22)
YTD Low   date	305.367 EUR (2024/06/17)
52 Weeks High   date	549.313 EUR (2023/07/20)
52 Weeks Low   date	305.367 EUR (2024/06/17)

## Recent Research

on underlying	on sector	on market	
Date		Headline	Download
2024/02/14		Global Equity Ratings	
2024/01/23		Global Equity Ratings	
2023/12/21		Global Equity Ratings	
2023/12/07		Global Equity Ratings	
2023/11/24		Global Equity Ratings	