

KERING S.A. FUTURE (PPXH) - EUX/C12

2024/04/30 18:39:45

Price
329.3378 EURDifference  -1.74% (-5.85)

General attributes

Symbol	PPXHC12
Exchange	Eurex
Currency	EUR
Security type	Future
Underlying	KERING S.A.
Maturity	04-2025
Contract size	100

Market data

Bid (Bid size)	- EUR (-)
Ask (Ask size)	- EUR (-)
Open	329.3378 EUR
High	329.3378 EUR
Low	329.3378 EUR
Close (prev. day)	335.1866 EUR
Underlying	KERING S.A.
Underlying price (date)	328.55 (24/05/03)
Settlement price (date)	336.18 (24/05/03)
Open Interest	0

Performance and Risk

	6m	1Y	3Y
Perf (%)	-14.80%	-43.96%	-
Perf (abs.)	-57.20	-258.37	-
Beta	-	-	-
Volatility	34.58	30.14	-

Futures and Options

Related Futures	-
Related Options	-











Information about previous performance does not guarantee future performance.
Source: FactSet

Price data

Ø price 5 days Ø volume 5 days (pcs.)	330.9173 EUR (0)
Ø price 30 days Ø volume 30 days (pcs.)	358.1069 EUR (0)
Ø price 100 days Ø volume 100 days (pcs.)	388.2567 EUR (0)
Ø price 250 days Ø volume 250 days (pcs.)	441.6009 EUR (0)
YTD High date	436.8585 EUR (2024/02/22)
YTD Low date	325.5566 EUR (2024/04/24)
52 Weeks High date	582.2991 EUR (2023/05/03)
52 Weeks Low date	325.5566 EUR (2024/04/24)

Recent Research

on underlying	on sector	on market	
Date		Headline	Download
2024/02/14		Global Equity Ratings	
2024/01/23		Global Equity Ratings	
2023/12/21		Global Equity Ratings	
2023/12/07		Global Equity Ratings	
2023/11/24		Global Equity Ratings	