

## KERING S.A. FUTURE (PPXH) - EUX/C12

2024/04/30 18:39:45

Price  
**329.3378** EURDifference  -1.74% (-5.85)

## General attributes

|               |             |
|---------------|-------------|
| Symbol        | PPXHC12     |
| Exchange      | Eurex       |
| Currency      | EUR         |
| Security type | Future      |
| Underlying    | KERING S.A. |
| Maturity      | 04-2025     |
| Contract size | 100         |

## Market data

|                         |                   |
|-------------------------|-------------------|
| Bid (Bid size)          | - EUR (-)         |
| Ask (Ask size)          | - EUR (-)         |
| Open                    | 329.3378 EUR      |
| High                    | 329.3378 EUR      |
| Low                     | 329.3378 EUR      |
| Close (prev. day)       | 335.1866 EUR      |
| Underlying              | KERING S.A.       |
| Underlying price (date) | 328.55 (24/05/03) |
| Settlement price (date) | 336.18 (24/05/03) |
| Open Interest           | 0                 |

## Performance and Risk

|             | 6m      | 1Y      | 3Y |
|-------------|---------|---------|----|
| Perf (%)    | -14.80% | -43.96% | -  |
| Perf (abs.) | -57.20  | -258.37 | -  |
| Beta        | -       | -       | -  |
| Volatility  | 34.58   | 30.14   | -  |

## Futures and Options

|                 |   |
|-----------------|---|
| Related Futures | - |
| Related Options | - |












Information about previous performance does not guarantee future performance.  
Source: FactSet

## Price data

|   |                           |
|---|---------------------------|
| Ø price 5 days   Ø volume 5 days (pcs.)     | 330.9173 EUR (0)          |
| Ø price 30 days   Ø volume 30 days (pcs.)   | 358.1069 EUR (0)          |
| Ø price 100 days   Ø volume 100 days (pcs.) | 388.2567 EUR (0)          |
| Ø price 250 days   Ø volume 250 days (pcs.) | 441.6009 EUR (0)          |
| YTD High   date                             | 436.8585 EUR (2024/02/22) |
| YTD Low   date                              | 325.5566 EUR (2024/04/24) |
| 52 Weeks High   date                        | 582.2991 EUR (2023/05/03) |
| 52 Weeks Low   date                         | 325.5566 EUR (2024/04/24) |

## Recent Research

| on underlying | on sector   | on market             |   |
|---------------|---|-----------------------|---|
| Date          |   | Headline              | Download  |
| 2024/02/14    |  | Global Equity Ratings |  |
| 2024/01/23    |  | Global Equity Ratings |  |
| 2023/12/21    |  | Global Equity Ratings |  |
| 2023/12/07    |  | Global Equity Ratings |  |
| 2023/11/24    |  | Global Equity Ratings |  |