

KERING S.A. FUTURE (PPXH) - EUX/C12

2024/04/26 18:31:52

Price
337.7577 EURDifference  3.37% (11.01)

General attributes

Symbol	PPXHC12
Exchange	Eurex
Currency	EUR
Security type	Future
Underlying	KERING S.A.
Maturity	04-2025
Contract size	100

Market data

Bid (Bid size)	- EUR (-)
Ask (Ask size)	- EUR (-)
Open	337.7577 EUR
High	337.7577 EUR
Low	337.7577 EUR
Close (prev. day)	326.7478 EUR
Underlying	KERING S.A.
Underlying price (date)	337.95 (24/04/26)
Settlement price (date)	337.76 (24/04/26)
Open Interest	0

Performance and Risk

	6m	1Y	3Y
Perf (%)	-12.89%	-41.74%	-
Perf (abs.)	-49.98	-242.03	-
Beta	-	-	-
Volatility	34.48	30.13	-

Futures and Options

Related Futures	-
Related Options	-

5Y












Information about previous performance does not guarantee future performance.
Source: FactSet

Price data

Ø price 5 days Ø volume 5 days (pcs.)	337.4896 EUR (0)
Ø price 30 days Ø volume 30 days (pcs.)	364.4423 EUR (0)
Ø price 100 days Ø volume 100 days (pcs.)	389.6362 EUR (0)
Ø price 250 days Ø volume 250 days (pcs.)	443.5164 EUR (0)
YTD High date	436.8585 EUR (2024/02/22)
YTD Low date	325.5566 EUR (2024/04/24)
52 Weeks High date	587.9015 EUR (2023/04/27)
52 Weeks Low date	325.5566 EUR (2024/04/24)

Recent Research

on underlying	on sector	on market	
Date		Headline	Download
2024/02/14		Global Equity Ratings	
2024/01/23		Global Equity Ratings	
2023/12/21		Global Equity Ratings	
2023/12/07		Global Equity Ratings	
2023/11/24		Global Equity Ratings	