

KERING S.A. FUTURE (PPXH) - EUX/C12

2024/04/23 18:24:59

Price
350.2452 EURDifference  0.89% (3.10)

General attributes

Symbol	PPXHC12
Exchange	Eurex
Currency	EUR
Security type	Future
Underlying	KERING S.A.
Maturity	04-2025
Contract size	100

Market data

Bid (Bid size)	- EUR (-)
Ask (Ask size)	- EUR (-)
Open	350.2452 EUR
High	350.2452 EUR
Low	350.2452 EUR
Close (prev. day)	347.1406 EUR
Underlying	KERING S.A.
Underlying price (date)	319.75 (24/04/24)
Settlement price (date)	350.25 (24/04/23)
Open Interest	0

Performance and Risk

	6m	1Y	3Y
Perf (%)	-14.13%	-40.05%	-
Perf (abs.)	-57.62	-234.03	-
Beta	-	-	-
Volatility	33.08	29.18	-

Futures and Options

Related Futures	-
Related Options	-

5Y









Information about previous performance does not guarantee future performance.
Source: FactSet

Price data

Ø price 5 days Ø volume 5 days (pcs.)	343.5175 EUR (0)
Ø price 30 days Ø volume 30 days (pcs.)	373.8606 EUR (0)
Ø price 100 days Ø volume 100 days (pcs.)	391.5821 EUR (0)
Ø price 250 days Ø volume 250 days (pcs.)	446.4854 EUR (0)
YTD High date	436.8585 EUR (2024/02/22)
YTD Low date	338.8572 EUR (2024/04/19)
52 Weeks High date	593.8033 EUR (2023/04/25)
52 Weeks Low date	338.8572 EUR (2024/04/19)

Recent Research

on underlying	on sector	on market	
Date		Headline	Download
2024/02/14		Global Equity Ratings	
2024/01/23		Global Equity Ratings	
2023/12/21		Global Equity Ratings	
2023/12/07		Global Equity Ratings	
2023/11/24		Global Equity Ratings	