

PEPSICO INC. FUTURE (PEPF) - EUX/C12

2024/07/18 18:34:24

Price
174.9118 USDDifference  2.44% (4.16)

General attributes

Symbol	PEPFC12
Exchange	Eurex
Currency	USD
Security type	Future
Underlying	PEPSICO INC.
Maturity	06-2025
Contract size	100

Market data

Bid (Bid size)	- USD (-)
Ask (Ask size)	- USD (-)
Open	174.9118 USD
High	174.9118 USD
Low	174.9118 USD
Close (prev. day)	170.7519 USD
Underlying	PEPSICO INC.
Underlying price (date)	170.37 (24/07/18)
Settlement price (date)	174.91 (24/07/18)
Open Interest	0

Performance and Risk

	6m	1Y	3Y
Perf (%)	+3.29%	-8.36%	-
Perf (abs.)	+5.57	-15.95	-
Beta	-	-	-
Volatility	19.27	16.97	-

Futures and Options

Related Futures	-
Related Options	-










Information about previous performance does not guarantee future performance.
Source: FactSet

Price data

Ø price 5 days Ø volume 5 days (pcs.)	169.7753 USD (0)
Ø price 30 days Ø volume 30 days (pcs.)	168.5398 USD (0)
Ø price 100 days Ø volume 100 days (pcs.)	172.4992 USD (0)
Ø price 250 days Ø volume 250 days (pcs.)	174.5745 USD (0)
YTD High date	181.6694 USD (2024/04/25)
YTD Low date	164.4210 USD (2024/07/09)
52 Weeks High date	197.7947 USD (2023/07/26)
52 Weeks Low date	162.0527 USD (2023/10/12)

Recent Research

on underlying		on sector		on market	
Date				Headline	Download
2024/07/12				Global Equity Ratings	
2024/06/21				Global Equity Ratings	
2024/06/14				Global Equity Ratings	
2024/05/29				Global Equity Ratings	
2024/04/26				Global Equity Ratings	