

## PEPSICO INC. FUTURE (PEPF) - EUX/C12

2024/04/19 18:42:23

Price  
**175.7626** USDDifference  1.10% (1.91)

## General attributes

Symbol	PEPFC12
Exchange	Eurex
Currency	USD
Security type	Future
Underlying	PEPSICO INC.
Maturity	04-2025
Contract size	100

## Market data

Bid (Bid size)	- USD (-)
Ask (Ask size)	- USD (-)
Open	175.7626 USD
High	175.7626 USD
Low	175.7626 USD
Close (prev. day)	173.8479 USD
Underlying	PEPSICO INC.
Underlying price (date)	174.13 (24/04/19)
Settlement price (date)	176.42 (24/04/19)
Open Interest	0

## Performance and Risk

	6m	1Y	3Y
Perf (%)	+5.89%	-7.05%	-
Perf (abs.)	+9.77	-13.33	-
Beta	-	-	-
Volatility	13.65	14.56	-

## Futures and Options

Related Futures	-
Related Options	-












5Y

Information about previous performance does not guarantee future performance.  
Source: FactSet

## Price data

Ø price 5 days   Ø volume 5 days (pcs.)	172.7567 USD (0)
Ø price 30 days   Ø volume 30 days (pcs.)	172.9020 USD (0)
Ø price 100 days   Ø volume 100 days (pcs.)	172.2710 USD (0)
Ø price 250 days   Ø volume 250 days (pcs.)	179.2260 USD (0)
YTD High   date	179.2432 USD (2024/03/28)
YTD Low   date	167.2485 USD (2024/03/07)
52 Weeks High   date	199.7983 USD (2023/05/12)
52 Weeks Low   date	162.0527 USD (2023/10/12)

## Recent Research

on underlying	on sector	on market	
Date		Headline	Download
2024/04/03		Global Equity Ratings	
2024/03/13		Global Equity Ratings	
2024/02/22		Global Equity Ratings	
2024/02/14		Global Equity Ratings	
2024/01/23		Global Equity Ratings	