

QIAGEN N.V. FUTURE (QIAF) - EUX/C12

2024/08/07 18:43:27

Price
42.5548 EUR

Difference  0.65% (0.27)

General attributes

Symbol	QIAFC12
Exchange	Eurex
Currency	EUR
Security type	Future
Underlying	QIAGEN NV
Maturity	07-2025
Contract size	100

Market data

Bid (Bid size)	- EUR (-)
Ask (Ask size)	- EUR (-)
Open	42.5548 EUR
High	42.5548 EUR
Low	42.5548 EUR
Close (prev. day)	42.2799 EUR
Underlying	QIAGEN NV
Underlying price (date)	44.45 (24/08/07)
Settlement price (date)	42.55 (24/08/07)
Open Interest	0

Performance and Risk

	6m	1Y	3Y
Perf (%)	+1.41%	-0.73%	-
Perf (abs.)	+0.59	-0.31	-
Beta	-	-	-
Volatility	21.45	21.31	-

Futures and Options

Related Futures	-
Related Options	-

5Y











Information about previous performance does not guarantee future performance.
Source: FactSet

Price data

Ø price 5 days Ø volume 5 days (pcs.)	42.6501 EUR (0)
Ø price 30 days Ø volume 30 days (pcs.)	40.5558 EUR (0)
Ø price 100 days Ø volume 100 days (pcs.)	40.3055 EUR (0)
Ø price 250 days Ø volume 250 days (pcs.)	40.2984 EUR (0)
YTD High date	43.2967 EUR (2024/08/02)
YTD Low date	38.0372 EUR (2024/04/16)
52 Weeks High date	43.8703 EUR (2023/08/30)
52 Weeks Low date	34.6721 EUR (2023/10/30)

Recent Research

on sector		on market	
Date		Headline	Download
2024/07/24		Global Equity Ratings	
2024/07/12		Global Equity Ratings	
2024/06/21		Global Equity Ratings	
2024/06/14		Global Equity Ratings	
2024/05/29		Global Equity Ratings	