

QIAGEN N.V. FUTURE (QIAF) - EUX/C10

2024/10/18 19:07:24

Price
40.1977 EUR

Difference  -0.42% (-0.17)

General attributes

| | |
|---------------|-----------|
| Symbol | QIAFC10 |
| Exchange | Eurex |
| Currency | EUR |
| Security type | Future |
| Underlying | QIAGEN NV |
| Maturity | 08-2025 |
| Contract size | 100 |

Market data

| | |
|-------------------------|------------------|
| Bid (Bid size) | - EUR (-) |
| Ask (Ask size) | - EUR (-) |
| Open | 40.1977 EUR |
| High | 40.1977 EUR |
| Low | 40.1977 EUR |
| Close (prev. day) | 40.3667 EUR |
| Underlying | QIAGEN NV |
| Underlying price (date) | 43.00 (24/10/18) |
| Settlement price (date) | 40.26 (24/10/18) |
| Open Interest | 0 |

Performance and Risk

| | 6m | 1Y | 3Y |
|-------------|--------|--------|----|
| Perf (%) | +5.87% | +6.93% | - |
| Perf (abs.) | +2.23 | +2.61 | - |
| Beta | - | - | - |
| Volatility | 22.42 | 20.79 | - |

Futures and Options

| | |
|-----------------|---|
| Related Futures | - |
| Related Options | - |

5Y













Information about previous performance does not guarantee future performance.
Source: FactSet

Price data

| | |
|---|--------------------------|
| Ø price 5 days Ø volume 5 days (pcs.) | 40.8441 EUR (0) |
| Ø price 30 days Ø volume 30 days (pcs.) | 41.3634 EUR (0) |
| Ø price 100 days Ø volume 100 days (pcs.) | 41.3222 EUR (0) |
| Ø price 250 days Ø volume 250 days (pcs.) | 40.5999 EUR (0) |
| YTD High date | 43.4137 EUR (2024/08/19) |
| YTD Low date | 37.8636 EUR (2024/04/16) |
| 52 Weeks High date | 43.4137 EUR (2024/08/19) |
| 52 Weeks Low date | 34.4605 EUR (2023/10/30) |

Recent Research

| on sector | | on market | |
|------------|---|-----------------------|---|
| Date | | Headline | Download |
| 2024/09/27 |  | Global Equity Ratings |  |
| 2024/09/11 |  | Global Equity Ratings |  |
| 2024/09/05 |  | Global Equity Ratings |  |
| 2024/08/12 |  | Global Equity Ratings |  |
| 2024/07/24 |  | Global Equity Ratings |  |