

## KERING S.A. FUTURE (PPXH) - EUX/C13

2024/09/18 18:41:18

Price  
**227.368** EURDifference  -1.20% (-2.76)

## General attributes

Symbol	PPXHC13
Exchange	Eurex
Currency	EUR
Security type	Future
Underlying	KERING S.A.
Maturity	09-2025
Contract size	100

## Market data

Bid (Bid size)	- EUR (-)
Ask (Ask size)	- EUR (-)
Open	227.368 EUR
High	227.368 EUR
Low	227.368 EUR
Close (prev. day)	230.1254 EUR
Underlying	KERING S.A.
Underlying price (date)	232.70 (24/09/19)
Settlement price (date)	227.37 (24/09/18)
Open Interest	0

## Performance and Risk

	6m	1Y	3Y
Perf (%)	-46.73%	-51.62%	-
Perf (abs.)	-199.48	-242.64	-
Beta	-	-	-
Volatility	41.99	34.58	-

## Futures and Options

Related Futures	-
Related Options	-









Information about previous performance does not guarantee future performance.  
Source: FactSet

## Price data

Ø price 5 days   Ø volume 5 days (pcs.)	228.299 EUR (0)
Ø price 30 days   Ø volume 30 days (pcs.)	248.937 EUR (0)
Ø price 100 days   Ø volume 100 days (pcs.)	272.081 EUR (0)
Ø price 250 days   Ø volume 250 days (pcs.)	362.693 EUR (0)
YTD High   date	437.852 EUR (2024/02/22)
YTD Low   date	225.906 EUR (2024/09/16)
52 Weeks High   date	468.412 EUR (2023/09/22)
52 Weeks Low   date	225.906 EUR (2024/09/16)

## Recent Research

on underlying	on sector	on market		
Date			Headline	Download
2024/02/14			Global Equity Ratings	
2024/01/23			Global Equity Ratings	
2023/12/21			Global Equity Ratings	
2023/12/07			Global Equity Ratings	
2023/11/24			Global Equity Ratings	