

KERING S.A. FUTURE (PPXH) - EUX/C13

2024/07/26 18:35:43

Price
286.9658 EURDifference  2.10% (5.91)

General attributes

Symbol	PPXHC13
Exchange	Eurex
Currency	EUR
Security type	Future
Underlying	KERING S.A.
Maturity	08-2025
Contract size	100

Market data

Bid (Bid size)	- EUR (-)
Ask (Ask size)	- EUR (-)
Open	286.9658 EUR
High	286.9658 EUR
Low	286.9658 EUR
Close (prev. day)	281.0588 EUR
Underlying	KERING S.A.
Underlying price (date)	284.20 (24/07/26)
Settlement price (date)	286.97 (24/07/26)
Open Interest	0

Performance and Risk

	6m	1Y	3Y
Perf (%)	-25.52%	-46.05%	-
Perf (abs.)	-98.35	-244.97	-
Beta	-	-	-
Volatility	42.86	34.04	-

Futures and Options

Related Futures	-
Related Options	-

5Y











Information about previous performance does not guarantee future performance.
Source: FactSet

Price data

Ø price 5 days Ø volume 5 days (pcs.)	302.9753 EUR (0)
Ø price 30 days Ø volume 30 days (pcs.)	313.8123 EUR (0)
Ø price 100 days Ø volume 100 days (pcs.)	354.1367 EUR (0)
Ø price 250 days Ø volume 250 days (pcs.)	407.1594 EUR (0)
YTD High date	437.8515 EUR (2024/02/22)
YTD Low date	281.0588 EUR (2024/07/25)
52 Weeks High date	547.8904 EUR (2023/07/27)
52 Weeks Low date	281.0588 EUR (2024/07/25)

Recent Research

on underlying	on sector	on market	
Date		Headline	Download
2024/02/14		Global Equity Ratings	
2024/01/23		Global Equity Ratings	
2023/12/21		Global Equity Ratings	
2023/12/07		Global Equity Ratings	
2023/11/24		Global Equity Ratings	