

KERING S.A. FUTURE (PPXH) - EUX/C13

2024/04/30 18:39:45

Price
323.4405 EURDifference  -1.78% (-5.85)

General attributes

Symbol	PPXHC13
Exchange	Eurex
Currency	EUR
Security type	Future
Underlying	KERING S.A.
Maturity	05-2025
Contract size	100

Market data

Bid (Bid size)	- EUR (-)
Ask (Ask size)	- EUR (-)
Open	323.4405 EUR
High	323.4405 EUR
Low	323.4405 EUR
Close (prev. day)	329.2884 EUR
Underlying	KERING S.A.
Underlying price (date)	328.55 (24/05/03)
Settlement price (date)	330.33 (24/05/03)
Open Interest	0

Performance and Risk

	6m	1Y	3Y
Perf (%)	-16.54%	-44.45%	-
Perf (abs.)	-64.11	-258.76	-
Beta	-	-	-
Volatility	34.76	30.73	-

Futures and Options

Related Futures	-
Related Options	-

5Y









Information about previous performance does not guarantee future performance.
Source: FactSet

Price data

Ø price 5 days Ø volume 5 days (pcs.)	325.0190 EUR (0)
Ø price 30 days Ø volume 30 days (pcs.)	357.5152 EUR (0)
Ø price 100 days Ø volume 100 days (pcs.)	387.5687 EUR (0)
Ø price 250 days Ø volume 250 days (pcs.)	442.1082 EUR (0)
YTD High date	437.8515 EUR (2024/02/22)
YTD Low date	319.6409 EUR (2024/04/24)
52 Weeks High date	576.7749 EUR (2023/05/03)
52 Weeks Low date	319.6409 EUR (2024/04/24)

Recent Research

on underlying	on sector	on market	
Date		Headline	Download
2024/02/14		Global Equity Ratings	
2024/01/23		Global Equity Ratings	
2023/12/21		Global Equity Ratings	
2023/12/07		Global Equity Ratings	
2023/11/24		Global Equity Ratings	