

KERING S.A. FUTURE (PPXH) - EUX/C13

2023/06/08 18:39:28

Price
510.5478 EUR

Difference  -0.49% (-2.50)

General attributes

Symbol	PPXHC13
Exchange	Eurex
Currency	EUR
Security type	Future
Underlying	KERING S.A.
Maturity	06-2024
Contract size	100

Market data

Bid (Bid size)	- EUR (-)
Ask (Ask size)	- EUR (-)
Open	510.5478 EUR
High	510.5478 EUR
Low	510.5478 EUR
Close (prev. day)	513.0449 EUR
Underlying	KERING S.A.
Underlying price (date)	502.50 (23/06/08)
Settlement price (date)	510.55 (23/06/08)
Open Interest	0

Performance and Risk

	6m	1Y	3Y
Perf (%)	-	-	-
Perf (abs.)	-	-	-
Beta	-	-	-
Volatility	31.08	31.08	31.08

Futures and Options

Related Futures	-
Related Options	-

5Y











Information about previous performance does not guarantee future performance.
 Source: FactSet

Price data

Ø price 5 days Ø volume 5 days (pcs.)	510.4081 EUR (0)
Ø price 30 days Ø volume 30 days (pcs.)	545.1199 EUR (0)
Ø price 100 days Ø volume 100 days (pcs.)	566.9482 EUR (0)
Ø price 250 days Ø volume 250 days (pcs.)	- EUR (0)
YTD High date	609.6043 EUR (2023/02/20)
YTD Low date	504.0096 EUR (2023/06/01)
52 Weeks High date	609.6043 EUR (2023/02/20)
52 Weeks Low date	504.0096 EUR (2023/06/01)

Recent Research

on underlying	on sector	on market	
Date		Headline	Download
2023/06/06		Global Equity Ratings	
2023/06/01		Global Equity Ratings	
2023/05/24		Global Equity Ratings	
2023/05/03		Global Equity Ratings	
2023/04/25		Global Equity Ratings	