

## SIKA AG FUTURE (SIKH) - EUX/C10

2024/07/26 18:35:52

Price  
**261.2484** CHFDifference  1.37% (3.52)

## General attributes

Symbol	SIKHC10
Exchange	Eurex
Currency	CHF
Security type	Future
Underlying	SIKA AG
Maturity	05-2025
Contract size	100

## Market data

Bid (Bid size)	- CHF (-)
Ask (Ask size)	- CHF (-)
Open	261.2484 CHF
High	261.2484 CHF
Low	261.2484 CHF
Close (prev. day)	257.7255 CHF
Underlying	SIKA AG
Underlying price (date)	262.00 (24/07/26)
Settlement price (date)	261.25 (24/07/26)
Open Interest	0

## Performance and Risk

	6m	1Y	3Y
Perf (%)	+8.02%	-0.34%	-
Perf (abs.)	+19.39	-0.89	-
Beta	-	-	-
Volatility	21.40	24.44	-

## Futures and Options

Related Futures	-
Related Options	-

5Y












Information about previous performance does not guarantee future performance.  
Source: FactSet

## Price data

Ø price 5 days   Ø volume 5 days (pcs.)	261.8614 CHF (0)
Ø price 30 days   Ø volume 30 days (pcs.)	262.2942 CHF (0)
Ø price 100 days   Ø volume 100 days (pcs.)	264.5363 CHF (0)
Ø price 250 days   Ø volume 250 days (pcs.)	248.7676 CHF (0)
YTD High   date	274.2700 CHF (2024/01/02)
YTD Low   date	232.0323 CHF (2024/01/22)
52 Weeks High   date	280.3524 CHF (2023/08/04)
52 Weeks Low   date	211.3163 CHF (2023/10/26)

## Recent Research

on underlying	on sector	on market	
Date		Headline	Download
2022/12/19		Global Equity Ratings	
2022/11/28		Global Equity Ratings	
2022/11/18		Global Equity Ratings	
2022/10/31		Global Equity Ratings	
2022/10/05		Global Equity Ratings	