

# ROYAL BANK OF CANADA FUTURE (RYFF) - EUX/C12

2024/04/19 18:42:31

Price  
**98.9737** USD

Difference  0.63% (0.62)

### General attributes

Symbol	RYFFC12
Exchange	Eurex
Currency	USD
Security type	Future
Underlying	ROYAL BANK OF CANADA
Maturity	04-2025
Contract size	100

### Market data

Bid (Bid size)	- USD (-)
Ask (Ask size)	- USD (-)
Open	98.9737 USD
High	98.9737 USD
Low	98.9737 USD
Close (prev. day)	98.3499 USD
Underlying	ROYAL BANK OF CANADA
Underlying price (date)	134.57 (24/04/19)
Settlement price (date)	99.35 (24/04/19)
Open Interest	0

### Performance and Risk

	6m	1Y	3Y
Perf (%)	+17.79%	-2.27%	-
Perf (abs.)	+14.95	-2.30	-
Beta	-	-	-
Volatility	17.34	18.13	-

### Futures and Options

Related Futures	-
Related Options	-












Information about previous performance does not guarantee future performance.  
Source: FactSet

### Price data

Ø price 5 days   Ø volume 5 days (pcs.)	98.6347 USD (0)
Ø price 30 days   Ø volume 30 days (pcs.)	101.0836 USD (0)
Ø price 100 days   Ø volume 100 days (pcs.)	99.2306 USD (0)
Ø price 250 days   Ø volume 250 days (pcs.)	95.1504 USD (0)
YTD High   date	104.1876 USD (2024/04/09)
YTD Low   date	97.5293 USD (2024/02/29)
52 Weeks High   date	104.1876 USD (2024/04/09)
52 Weeks Low   date	80.7169 USD (2023/10/27)

### Recent Research

on underlying		on sector	
Date		Headline	Download
2024/04/03		Global Equity Ratings	
2024/03/13		Global Equity Ratings	
2024/02/22		Global Equity Ratings	
2024/02/14		Global Equity Ratings	
2024/01/23		Global Equity Ratings	