

## PUBLICIS GROUPE S.A. FUTURE (PU4F) - EUX/C1

2024/09/17 18:46:10

Price  
**97.4514** EURDifference  0.73% (0.71)

## General attributes

Symbol	PU4FC1
Exchange	Eurex
Currency	EUR
Security type	Future
Underlying	PUBLICIS GROUPE S.A.
Maturity	09-2024
Contract size	100

## Market data

Bid (Bid size)	- EUR (-)
Ask (Ask size)	- EUR (-)
Open	97.4514 EUR
High	97.4514 EUR
Low	97.4514 EUR
Close (prev. day)	96.7416 EUR
Underlying	PUBLICIS GROUPE S.A.
Underlying price (date)	97.26 (24/09/18)
Settlement price (date)	97.45 (24/09/17)
Open Interest	0

## Performance and Risk

	6m	1Y	3Y
Perf (%)	-1.54%	+32.80%	-
Perf (abs.)	-1.53	+24.07	-
Beta	-	-	-
Volatility	21.80	19.82	-

## Futures and Options

Related Futures	-
Related Options	-












Information about previous performance does not guarantee future performance.  
Source: FactSet

## Price data

Ø price 5 days   Ø volume 5 days (pcs.)	96.1918 EUR (0)
Ø price 30 days   Ø volume 30 days (pcs.)	95.3634 EUR (0)
Ø price 100 days   Ø volume 100 days (pcs.)	96.9364 EUR (0)
Ø price 250 days   Ø volume 250 days (pcs.)	89.5648 EUR (0)
YTD High   date	105.2597 EUR (2024/04/24)
YTD Low   date	83.7869 EUR (2024/01/03)
52 Weeks High   date	105.2597 EUR (2024/04/24)
52 Weeks Low   date	69.8108 EUR (2023/11/13)

## Recent Research

on sector		on market	
Date		Headline	Download
2024/09/11		Global Equity Ratings	
2024/09/05		Global Equity Ratings	
2024/08/12		Global Equity Ratings	
2024/07/24		Global Equity Ratings	
2024/07/12		Global Equity Ratings	