

## PARTNERS GROUP HOLDING AG FUTURE (PGHF) - EUX/C13

2024/10/18 19:07:23

Price  
1,270.9028 CHFDifference  0.44% (5.53)

## General attributes

Symbol	PGHFC13
Exchange	Eurex
Currency	CHF
Security type	Future
Underlying	PARTNERS GROUP HOLDING AG
Maturity	12-2025
Contract size	100

## Market data

Bid (Bid size)	- CHF (-)
Ask (Ask size)	- CHF (-)
Open	1,270.9028 CHF
High	1,270.9028 CHF
Low	1,270.9028 CHF
Close (prev. day)	1,265.3684 CHF
Underlying	PARTNERS GROUP HOLDING AG
Underlying price (date)	1,289.50 (24/10/18)
Settlement price (date)	1,272.02 (24/10/18)
Open Interest	0

## Performance and Risk

	6m	1Y	3Y
Perf (%)	+6.90%	+28.08%	-
Perf (abs.)	+82.07	+278.64	-
Beta	-	-	-
Volatility	35.81	28.20	-

## Futures and Options

Related Futures	-
Related Options	-












Information about previous performance does not guarantee future performance.  
Source: FactSet

## Price data

Ø price 5 days   Ø volume 5 days (pcs.)	1,263.2702 CHF (0)
Ø price 30 days   Ø volume 30 days (pcs.)	1,217.3280 CHF (0)
Ø price 100 days   Ø volume 100 days (pcs.)	1,181.5380 CHF (0)
Ø price 250 days   Ø volume 250 days (pcs.)	1,174.2123 CHF (0)
YTD High   date	1,298.5621 CHF (2024/03/21)
YTD Low   date	1,060.0895 CHF (2024/08/05)
52 Weeks High   date	1,298.5621 CHF (2024/03/21)
52 Weeks Low   date	934.9099 CHF (2023/10/27)

## Recent Research

on underlying	on sector	on market	
Date		Headline	Download
2022/12/19		Global Equity Ratings	
2022/11/28		Global Equity Ratings	
2022/11/18		Global Equity Ratings	
2022/10/31		Global Equity Ratings	
2022/10/05		Global Equity Ratings	