

## RECKITT BENCKISER PLC FUTURE (RBF) - EUX/C1

2024/05/06 13:15:42

Price  
4,485.0093 GBPDifference  0.00% (0.00)

## General attributes

Symbol	RBF
Exchange	Eurex
Currency	GBP
Security type	Future
Underlying	RECKITT BENCKISER GROUP PLC
Maturity	05-2024
Contract size	1,000

## Market data

Bid (Bid size)	- GBP (-)
Ask (Ask size)	- GBP (-)
Open	4,485.0093 GBP
High	4,485.0093 GBP
Low	4,485.0093 GBP
Close (prev. day)	4,485.0093 GBP
Underlying	RECKITT BENCKISER GROUP PLC
Underlying price (date)	4,597.00 (24/05/10)
Settlement price (date)	4,601.60 (24/05/10)
Open Interest	0

## Performance and Risk

	6m	1Y	3Y
Perf (%)	-18.41%	-30.41%	-
Perf (abs.)	-1,011.97	-1,960.12	-
Beta	-	-	-
Volatility	35.90	27.34	-

## Futures and Options

Related Futures	-
Related Options	-

5Y












Information about previous performance does not guarantee future performance.  
Source: FactSet

## Price data

Ø price 5 days   Ø volume 5 days (pcs.)	4,482.0061 GBP (0)
Ø price 30 days   Ø volume 30 days (pcs.)	4,274.1390 GBP (0)
Ø price 100 days   Ø volume 100 days (pcs.)	5,106.2295 GBP (0)
Ø price 250 days   Ø volume 250 days (pcs.)	5,532.2019 GBP (0)
YTD High   date	5,887.3921 GBP (2024/02/26)
YTD Low   date	4,111.1778 GBP (2024/04/17)
52 Weeks High   date	6,572.4941 GBP (2023/05/16)
52 Weeks Low   date	4,111.1778 GBP (2024/04/17)

## Recent Research

on underlying		on sector	
Date		Headline	Download
2022/05/04		Global Equity Ratings	
2022/04/27		Global Equity Ratings	
2022/04/14		Global Equity Ratings	
2022/03/29		Global Equity Ratings	
2022/03/10		Global Equity Ratings	