

# OUTOKUMPU OY FUTURE (OUTF) - EUX/C11

2024/08/07 18:43:25

Price  
**3.1754** EUR

Difference  2.59% (0.08)

### General attributes

Symbol	OUTFC11
Exchange	Eurex
Currency	EUR
Security type	Future
Underlying	OUTOKUMPU OYJ
Maturity	06-2025
Contract size	100

### Market data

Bid (Bid size)	- EUR (-)
Ask (Ask size)	- EUR (-)
Open	3.1754 EUR
High	3.1754 EUR
Low	3.1754 EUR
Close (prev. day)	3.0953 EUR
Underlying	OUTOKUMPU OYJ
Underlying price (date)	3.278 (24/08/07)
Settlement price (date)	3.18 (24/08/07)
Open Interest	0

### Performance and Risk

	6m	1Y	3Y
Perf (%)	-22.79%	-31.14%	-
Perf (abs.)	-0.91	-1.40	-
Beta	-	-	-
Volatility	37.36	32.55	-

### Futures and Options

Related Futures	-
Related Options	-

5Y









Information about previous performance does not guarantee future performance.  
Source: FactSet

### Price data

Ø price 5 days   Ø volume 5 days (pcs.)	3.1487 EUR (0)
Ø price 30 days   Ø volume 30 days (pcs.)	3.2230 EUR (0)
Ø price 100 days   Ø volume 100 days (pcs.)	3.6432 EUR (0)
Ø price 250 days   Ø volume 250 days (pcs.)	3.9216 EUR (0)
YTD High   date	4.2822 EUR (2024/01/02)
YTD Low   date	3.0953 EUR (2024/08/06)
52 Weeks High   date	4.5324 EUR (2023/08/10)
52 Weeks Low   date	3.0953 EUR (2024/08/06)

### Recent Research

on sector		on market	
Date		Headline	Download
2024/07/24		Global Equity Ratings	
2024/07/12		Global Equity Ratings	
2024/06/21		Global Equity Ratings	
2024/06/14		Global Equity Ratings	
2024/05/29		Global Equity Ratings	