

## PEPSICO INC. FUTURE (PEPF) - EUX/C13

2024/08/15 18:48:26

Price  
**175.2556** USD

Difference  -0.37% (-0.64)

## General attributes

Symbol	PEPFC13
Exchange	Eurex
Currency	USD
Security type	Future
Underlying	PEPSICO INC.
Maturity	12-2025
Contract size	100

## Market data

Bid (Bid size)	- USD (-)
Ask (Ask size)	- USD (-)
Open	175.2556 USD
High	175.2556 USD
Low	175.2556 USD
Close (prev. day)	175.8995 USD
Underlying	PEPSICO INC.
Underlying price (date)	172.52 (24/08/15)
Settlement price (date)	175.19 (24/08/15)
Open Interest	0

## Performance and Risk

	6m	1Y	3Y
Perf (%)	+2.54%	-6.97%	-
Perf (abs.)	+4.35	-13.13	-
Beta	-	-	-
Volatility	21.92	18.37	-

## Futures and Options

Related Futures	-
Related Options	-












Information about previous performance does not guarantee future performance.  
 Source: FactSet

## Price data

Ø price 5 days   Ø volume 5 days (pcs.)	174.7828 USD (0)
Ø price 30 days   Ø volume 30 days (pcs.)	172.8136 USD (0)
Ø price 100 days   Ø volume 100 days (pcs.)	174.1688 USD (0)
Ø price 250 days   Ø volume 250 days (pcs.)	173.5035 USD (0)
YTD High   date	182.4605 USD (2024/04/22)
YTD Low   date	165.0043 USD (2024/07/09)
52 Weeks High   date	188.6254 USD (2023/08/16)
52 Weeks Low   date	162.7251 USD (2023/10/12)

## Recent Research

on underlying	on sector	on market	
Date		Headline	Download
2024/08/12		Global Equity Ratings	
2024/07/24		Global Equity Ratings	
2024/07/12		Global Equity Ratings	
2024/06/21		Global Equity Ratings	
2024/06/14		Global Equity Ratings	