

# QIAGEN N.V. FUTURE (QIAF) - EUX/C11

2024/08/07 18:43:27

Price  
**42.4823** EUR

Difference  0.65% (0.27)

### General attributes

|               |           |
|---------------|-----------|
| Symbol        | QIAFC11   |
| Exchange      | Eurex     |
| Currency      | EUR       |
| Security type | Future    |
| Underlying    | QIAGEN NV |
| Maturity      | 06-2025   |
| Contract size | 100       |

### Market data

|                         |                  |
|-------------------------|------------------|
| Bid (Bid size)          | - EUR (-)        |
| Ask (Ask size)          | - EUR (-)        |
| Open                    | 42.4823 EUR      |
| High                    | 42.4823 EUR      |
| Low                     | 42.4823 EUR      |
| Close (prev. day)       | 42.2079 EUR      |
| Underlying              | QIAGEN NV        |
| Underlying price (date) | 44.45 (24/08/07) |
| Settlement price (date) | 42.48 (24/08/07) |
| Open Interest           | 0                |

### Performance and Risk

|             | 6m     | 1Y     | 3Y |
|-------------|--------|--------|----|
| Perf (%)    | +1.45% | -0.60% | -  |
| Perf (abs.) | +0.61  | -0.26  | -  |
| Beta        | -      | -      | -  |
| Volatility  | 21.50  | 21.35  | -  |

### Futures and Options

|                 |   |
|-----------------|---|
| Related Futures | - |
| Related Options | - |

5Y












Information about previous performance does not guarantee future performance.  
Source: FactSet

### Price data

|   |                          |
|---|--------------------------|
| Ø price 5 days   Ø volume 5 days (pcs.)     | 42.5753 EUR (0)          |
| Ø price 30 days   Ø volume 30 days (pcs.)   | 40.4624 EUR (0)          |
| Ø price 100 days   Ø volume 100 days (pcs.) | 40.2211 EUR (0)          |
| Ø price 250 days   Ø volume 250 days (pcs.) | 40.1973 EUR (0)          |
| YTD High   date                             | 43.2227 EUR (2024/08/02) |
| YTD Low   date                              | 37.9627 EUR (2024/04/16) |
| 52 Weeks High   date                        | 43.7425 EUR (2023/08/30) |
| 52 Weeks Low   date                         | 34.5794 EUR (2023/10/30) |

### Recent Research

| on sector  |   | on market             |   |
|------------|---|-----------------------|---|
| Date       |   | Headline              | Download  |
| 2024/07/24 |  | Global Equity Ratings |  |
| 2024/07/12 |  | Global Equity Ratings |  |
| 2024/06/21 |  | Global Equity Ratings |  |
| 2024/06/14 |  | Global Equity Ratings |  |
| 2024/05/29 |  | Global Equity Ratings |  |