

# ROYAL BANK OF CANADA FUTURE (RYFF) - EUX/C13

2023/10/02 19:01:47

**Price**  
**86.8629** USD

**Difference**  **-2.96% (-2.65)**

### General attributes

Symbol	RYFFC13
Exchange	Eurex
Currency	USD
Security type	Future
Underlying	ROYAL BANK OF CANADA
Maturity	10-2024
Contract size	100

### Market data

Bid (Bid size)	- USD (-)
Ask (Ask size)	- USD (-)
Open	86.8629 USD
High	86.8629 USD
Low	86.8629 USD
Close (prev. day)	89.508 USD
Underlying	ROYAL BANK OF CANADA
Underlying price (date)	115.95 (23/10/02)
Settlement price (date)	86.86 (23/10/02)
Open Interest	0

### Performance and Risk

	6m	1Y	3Y
Perf (%)	-10.20%	-	-
Perf (abs.)	-9.86	-	-
Beta	-	-	-
Volatility	17.77	18.93	18.93

### Futures and Options

Related Futures	-
Related Options	-












Information about previous performance does not guarantee future performance.  
Source: FactSet

### Price data

Ø price 5 days   Ø volume 5 days (pcs.)	88.9396 USD (0)
Ø price 30 days   Ø volume 30 days (pcs.)	91.0976 USD (0)
Ø price 100 days   Ø volume 100 days (pcs.)	94.7486 USD (0)
Ø price 250 days   Ø volume 250 days (pcs.)	- USD (0)
YTD High   date	106.3498 USD (2023/02/20)
YTD Low   date	86.8629 USD (2023/10/02)
52 Weeks High   date	106.3498 USD (2023/02/20)
52 Weeks Low   date	86.8629 USD (2023/10/02)

### Recent Research

on underlying		on sector	
Date		Headline	Download
2023/09/29		Global Equity Ratings	
2023/09/08		Global Equity Ratings	
2023/08/22		Global Equity Ratings	
2023/08/17		Global Equity Ratings	
2023/08/09		Global Equity Ratings	