

ROYAL BANK OF CANADA FUTURE (RYFF) - EUX/C13

2023/06/09 18:46:42

Price
94.1147 USD

Difference  0.34% (0.32)

General attributes

Symbol	RYFFC13
Exchange	Eurex
Currency	USD
Security type	Future
Underlying	ROYAL BANK OF CANADA
Maturity	06-2024
Contract size	100

Market data

Bid (Bid size)	- USD (-)
Ask (Ask size)	- USD (-)
Open	94.1147 USD
High	94.1147 USD
Low	94.1147 USD
Close (prev. day)	93.794 USD
Underlying	ROYAL BANK OF CANADA
Underlying price (date)	123.89 (23/06/09)
Settlement price (date)	94.11 (23/06/09)
Open Interest	0

Performance and Risk

	6m	1Y	3Y
Perf (%)	-	-	-
Perf (abs.)	-	-	-
Beta	-	-	-
Volatility	20.88	20.88	20.88

Futures and Options

Related Futures	-
Related Options	-

5Y












Information about previous performance does not guarantee future performance.
Source: FactSet

Price data

Ø price 5 days Ø volume 5 days (pcs.)	93.3508 USD (0)
Ø price 30 days Ø volume 30 days (pcs.)	95.3571 USD (0)
Ø price 100 days Ø volume 100 days (pcs.)	99.1283 USD (0)
Ø price 250 days Ø volume 250 days (pcs.)	- USD (0)
YTD High date	106.3498 USD (2023/02/20)
YTD Low date	89.5600 USD (2023/05/25)
52 Weeks High date	106.3498 USD (2023/02/20)
52 Weeks Low date	89.5600 USD (2023/05/25)

Recent Research

on underlying		on sector	
Date		Headline	Download
2023/06/06		Global Equity Ratings	
2023/06/01		Global Equity Ratings	
2023/05/24		Global Equity Ratings	
2023/05/03		Global Equity Ratings	
2023/04/25		Global Equity Ratings	