

QIAGEN N.V. FUTURE (QIAF) - EUX/C13

2024/10/18 19:07:24

Price
40.3652 EUR

Difference  -0.43% (-0.17)

General attributes

Symbol	QIAFC13
Exchange	Eurex
Currency	EUR
Security type	Future
Underlying	QIAGEN NV
Maturity	12-2025
Contract size	100

Market data

Bid (Bid size)	- EUR (-)
Ask (Ask size)	- EUR (-)
Open	40.3652 EUR
High	40.3652 EUR
Low	40.3652 EUR
Close (prev. day)	40.5384 EUR
Underlying	QIAGEN NV
Underlying price (date)	43.00 (24/10/18)
Settlement price (date)	40.49 (24/10/18)
Open Interest	0

Performance and Risk

	6m	1Y	3Y
Perf (%)	+5.62%	+6.35%	-
Perf (abs.)	+2.15	+2.41	-
Beta	-	-	-
Volatility	23.34	22.29	-

Futures and Options

Related Futures	-
Related Options	-








5Y

Information about previous performance does not guarantee future performance.
Source: FactSet

Price data

Ø price 5 days Ø volume 5 days (pcs.)	41.0230 EUR (0)
Ø price 30 days Ø volume 30 days (pcs.)	41.5811 EUR (0)
Ø price 100 days Ø volume 100 days (pcs.)	41.5760 EUR (0)
Ø price 250 days Ø volume 250 days (pcs.)	40.8875 EUR (0)
YTD High date	43.9172 EUR (2024/01/22)
YTD Low date	38.1060 EUR (2024/04/16)
52 Weeks High date	43.9172 EUR (2024/01/22)
52 Weeks Low date	34.7634 EUR (2023/10/30)

Recent Research

on sector		on market	
Date		Headline	Download
2024/09/27		Global Equity Ratings	
2024/09/11		Global Equity Ratings	
2024/09/05		Global Equity Ratings	
2024/08/12		Global Equity Ratings	
2024/07/24		Global Equity Ratings	