

## RECKITT BENCKISER PLC FUTURE (RBF) - EUX/C12

2024/04/19 18:42:27

Price  
4,292.5199 GBPDifference  0.62% (26.58)

## General attributes

Symbol	RBFGC12
Exchange	Eurex
Currency	GBP
Security type	Future
Underlying	RECKITT BENCKISER GROUP PLC
Maturity	04-2025
Contract size	1,000

## Market data

Bid (Bid size)	- GBP (-)
Ask (Ask size)	- GBP (-)
Open	4,292.5199 GBP
High	4,292.5199 GBP
Low	4,292.5199 GBP
Close (prev. day)	4,265.9393 GBP
Underlying	RECKITT BENCKISER GROUP PLC
Underlying price (date)	4,167.00 (24/04/19)
Settlement price (date)	4,207.68 (24/04/19)
Open Interest	0

## Performance and Risk

	6m	1Y	3Y
Perf (%)	-29.37%	-34.85%	-
Perf (abs.)	-1,784.59	-2,295.67	-
Beta	-	-	-
Volatility	37.56	28.21	-

## Futures and Options

Related Futures	-
Related Options	-












Information about previous performance does not guarantee future performance.  
Source: FactSet

## Price data

Ø price 5 days   Ø volume 5 days (pcs.)	4,274.9269 GBP (0)
Ø price 30 days   Ø volume 30 days (pcs.)	4,530.2649 GBP (0)
Ø price 100 days   Ø volume 100 days (pcs.)	5,300.4477 GBP (0)
Ø price 250 days   Ø volume 250 days (pcs.)	5,748.6560 GBP (0)
YTD High   date	5,992.3639 GBP (2024/02/26)
YTD Low   date	4,232.6237 GBP (2024/04/03)
52 Weeks High   date	6,701.0288 GBP (2023/05/16)
52 Weeks Low   date	4,232.6237 GBP (2024/04/03)

## Recent Research

on underlying		on sector	
Date		Headline	Download
2022/05/04		Global Equity Ratings	
2022/04/27		Global Equity Ratings	
2022/04/14		Global Equity Ratings	
2022/03/29		Global Equity Ratings	
2022/03/10		Global Equity Ratings	