

# NOKIAN RENKAAT OYJ FUTURE (NREF) - EUX/C11

2024/09/18 18:41:10

Price  
**8.329** EUR

Difference  1.50% (0.12)

### General attributes

Symbol	NREFC11
Exchange	Eurex
Currency	EUR
Security type	Future
Underlying	NOKIAN TYRES OYJ
Maturity	07-2025
Contract size	100

### Market data

Bid (Bid size)	- EUR (-)
Ask (Ask size)	- EUR (-)
Open	8.329 EUR
High	8.329 EUR
Low	8.329 EUR
Close (prev. day)	8.2063 EUR
Underlying	NOKIAN TYRES OYJ
Underlying price (date)	8.538 (24/09/18)
Settlement price (date)	8.33 (24/09/18)
Open Interest	0

### Performance and Risk

	6m	1Y	3Y
Perf (%)	+3.59%	+2.78%	-
Perf (abs.)	+0.28	+0.22	-
Beta	-	-	-
Volatility	30.76	38.60	-

### Futures and Options

Related Futures	-
Related Options	-

5Y











Information about previous performance does not guarantee future performance.  
Source: FactSet

### Price data

Ø price 5 days   Ø volume 5 days (pcs.)	8.117 EUR (0)
Ø price 30 days   Ø volume 30 days (pcs.)	8.171 EUR (0)
Ø price 100 days   Ø volume 100 days (pcs.)	8.025 EUR (0)
Ø price 250 days   Ø volume 250 days (pcs.)	8.090 EUR (0)
YTD High   date	9.252 EUR (2024/04/11)
YTD Low   date	7.473 EUR (2024/07/09)
52 Weeks High   date	9.252 EUR (2024/04/11)
52 Weeks Low   date	6.482 EUR (2023/10/25)

### Recent Research

on sector		on market	
Date		Headline	Download
2024/09/17		GEVORKYAN Podniková analýza	
2024/09/11		Global Equity Ratings	
2024/09/09		GEVORKYAN Podniková analýza	
2024/09/05		Global Equity Ratings	
2024/08/12		Global Equity Ratings	