

NOKIAN RENKAAT OYJ FUTURE (NREF) - EUX/C1

2024/05/03 18:33:10

Price
8.1805 EUR

Difference  1.99% (0.16)

General attributes

Symbol	NREFC1
Exchange	Eurex
Currency	EUR
Security type	Future
Underlying	NOKIAN TYRES OYJ
Maturity	05-2024
Contract size	100

Market data

Bid (Bid size)	- EUR (-)
Ask (Ask size)	- EUR (-)
Open	8.1805 EUR
High	8.1805 EUR
Low	8.1805 EUR
Close (prev. day)	8.0208 EUR
Underlying	NOKIAN TYRES OYJ
Underlying price (date)	8.168 (24/05/03)
Settlement price (date)	8.18 (24/05/03)
Open Interest	0

Performance and Risk

	6m	1Y	3Y
Perf (%)	+4.80%	-5.14%	-
Perf (abs.)	+0.37	-0.44	-
Beta	-	-	-
Volatility	30.24	33.81	-

Futures and Options

Related Futures	-
Related Options	-

5Y











Information about previous performance does not guarantee future performance.
Source: FactSet

Price data

Ø price 5 days Ø volume 5 days (pcs.)	8.2901 EUR (0)
Ø price 30 days Ø volume 30 days (pcs.)	8.8550 EUR (0)
Ø price 100 days Ø volume 100 days (pcs.)	8.5076 EUR (0)
Ø price 250 days Ø volume 250 days (pcs.)	8.2015 EUR (0)
YTD High date	9.4122 EUR (2024/04/11)
YTD Low date	8.0208 EUR (2024/05/02)
52 Weeks High date	9.4122 EUR (2024/04/11)
52 Weeks Low date	6.2619 EUR (2023/10/25)

Recent Research

on sector	on market		
Date		Headline	Download
2024/04/26		Global Equity Ratings	
2024/04/03		Global Equity Ratings	
2024/03/13		Global Equity Ratings	
2024/02/22		Global Equity Ratings	
2024/02/14		Global Equity Ratings	