

## RHEINMETALL AG FUTURE (RHMGC) - EUX/C13

2024/09/18 18:41:21

Price  
**491.8063** EURDifference  -0.40% (-1.95)

## General attributes

Symbol	RHMGC13
Exchange	Eurex
Currency	EUR
Security type	Future
Underlying	RHEINMETALL AG
Maturity	09-2025
Contract size	100

## Market data

Bid (Bid size)	- EUR (-)
Ask (Ask size)	- EUR (-)
Open	491.8063 EUR
High	491.8063 EUR
Low	491.8063 EUR
Close (prev. day)	493.7592 EUR
Underlying	RHEINMETALL AG
Underlying price (date)	481.30 (24/09/18)
Settlement price (date)	491.81 (24/09/18)
Open Interest	0

## Performance and Risk

	6m	1Y	3Y
Perf (%)	+5.22%	+84.30%	-
Perf (abs.)	+24.48	+225.85	-
Beta	-	-	-
Volatility	40.50	35.18	-

## Futures and Options

Related Futures	-
Related Options	-












Information about previous performance does not guarantee future performance.  
Source: FactSet

## Price data

Ø price 5 days   Ø volume 5 days (pcs.)	522.4460 EUR (0)
Ø price 30 days   Ø volume 30 days (pcs.)	541.4955 EUR (0)
Ø price 100 days   Ø volume 100 days (pcs.)	526.1495 EUR (0)
Ø price 250 days   Ø volume 250 days (pcs.)	409.9395 EUR (0)
YTD High   date	577.0890 EUR (2024/04/08)
YTD Low   date	304.0273 EUR (2024/01/03)
52 Weeks High   date	577.0890 EUR (2024/04/08)
52 Weeks Low   date	239.6042 EUR (2023/10/04)

## Recent Research

on sector		on market	
Date		Headline	Download
2024/09/11		Global Equity Ratings	
2024/09/05		Global Equity Ratings	
2024/08/12		Global Equity Ratings	
2024/07/24		Global Equity Ratings	
2024/07/12		Global Equity Ratings	