

OUTOKUMPU OY FUTURE (OUTF) - EUX/C13

2024/07/16 18:50:45

Price
3.2643 EUR

Difference  -1.73% (-0.06)

General attributes

Symbol	OUTFC13
Exchange	Eurex
Currency	EUR
Security type	Future
Underlying	OUTOKUMPU OYJ
Maturity	07-2025
Contract size	100

Market data

Bid (Bid size)	- EUR (-)
Ask (Ask size)	- EUR (-)
Open	3.2643 EUR
High	3.2643 EUR
Low	3.2643 EUR
Close (prev. day)	3.3218 EUR
Underlying	OUTOKUMPU OYJ
Underlying price (date)	3.372 (24/07/17)
Settlement price (date)	3.26 (24/07/16)
Open Interest	0

Performance and Risk

	6m	1Y	3Y
Perf (%)	-19.61%	-33.90%	-
Perf (abs.)	-0.80	-1.67	-
Beta	-	-	-
Volatility	35.08	31.79	-

Futures and Options

Related Futures	-
Related Options	-











Information about previous performance does not guarantee future performance.
Source: FactSet

Price data

Ø price 5 days Ø volume 5 days (pcs.)	3.3095 EUR (0)
Ø price 30 days Ø volume 30 days (pcs.)	3.3820 EUR (0)
Ø price 100 days Ø volume 100 days (pcs.)	3.7316 EUR (0)
Ø price 250 days Ø volume 250 days (pcs.)	4.0156 EUR (0)
YTD High date	4.3006 EUR (2024/01/02)
YTD Low date	3.2643 EUR (2024/07/16)
52 Weeks High date	4.9496 EUR (2023/07/20)
52 Weeks Low date	3.2643 EUR (2024/07/16)

Recent Research

on sector	on market		
Date		Headline	Download
2024/07/12		Global Equity Ratings	
2024/06/21		Global Equity Ratings	
2024/06/14		Global Equity Ratings	
2024/05/29		Global Equity Ratings	
2024/04/26		Global Equity Ratings	