

OUTOKUMPU OY FUTURE (OUTF) - EUX/C13

2024/04/30 18:39:42

Price
3.7504 EUR

Difference  **-0.85% (-0.03)**

General attributes

Symbol	OUTFC13
Exchange	Eurex
Currency	EUR
Security type	Future
Underlying	OUTOKUMPU OYJ
Maturity	05-2025
Contract size	100

Market data

Bid (Bid size)	- EUR (-)
Ask (Ask size)	- EUR (-)
Open	3.7504 EUR
High	3.7504 EUR
Low	3.7504 EUR
Close (prev. day)	3.7824 EUR
Underlying	OUTOKUMPU OYJ
Underlying price (date)	3.73 (24/05/10)
Settlement price (date)	3.62 (24/05/09)
Open Interest	0

Performance and Risk

	6m	1Y	3Y
Perf (%)	-2.06%	-24.82%	-
Perf (abs.)	-0.08	-1.24	-
Beta	-	-	-
Volatility	33.92	31.30	-

Futures and Options

Related Futures	-
Related Options	-

5Y











Information about previous performance does not guarantee future performance.
Source: FactSet

Price data

Ø price 5 days Ø volume 5 days (pcs.)	3.7272 EUR (0)
Ø price 30 days Ø volume 30 days (pcs.)	3.7546 EUR (0)
Ø price 100 days Ø volume 100 days (pcs.)	3.9829 EUR (0)
Ø price 250 days Ø volume 250 days (pcs.)	4.3024 EUR (0)
YTD High date	4.3006 EUR (2024/01/02)
YTD Low date	3.5870 EUR (2024/03/20)
52 Weeks High date	5.7199 EUR (2023/05/15)
52 Weeks Low date	3.5870 EUR (2024/03/20)

Recent Research

on sector		on market	
Date		Headline	Download
2024/04/26		Global Equity Ratings	
2024/04/03		Global Equity Ratings	
2024/03/13		Global Equity Ratings	
2024/02/22		Global Equity Ratings	
2024/02/14		Global Equity Ratings	