

ACS, ACT.DE CONSTR.Y SERV. SA FUTURE (OCIG) - EUX/C14

2024/07/31 18:34:18

Price
41.3257 EUR
 Difference  1.80% (0.73)

General attributes

Symbol OCIGC14
Exchange Eurex
Currency EUR
Security type Future
Underlying ACS ACTIVIDADES DE CONSTRUCCIÓN Y SERVICIOS SA
Maturity 12-2025
Contract size 100

Market data

Bid (Bid size) - EUR (-)
Ask (Ask size) - EUR (-)
Open 41.3257 EUR
High 41.3257 EUR
Low 41.3257 EUR
Close (prev. day) 40.5951 EUR
Underlying ACS ACTIVIDADES DE CONSTRUCCIÓN Y SERVICIOS SA
Underlying price (date) 41.26 (24/07/31)
Settlement price (date) 41.33 (24/07/31)
Open Interest 0

Performance and Risk

	6m	1Y	3Y
Perf (%)	+16.59%	+26.91%	-
Perf (abs.)	+5.78	+8.61	-
Beta	-	-	-
Volatility	20.30	23.10	-

Futures and Options

Related Futures -
Related Options -

5Y






Information about previous performance does not guarantee future performance.
 Source: FactSet

Price data

Ø price 5 days Ø volume 5 days (pcs.)	39.2301 EUR (0)
Ø price 30 days Ø volume 30 days (pcs.)	39.1276 EUR (0)
Ø price 100 days Ø volume 100 days (pcs.)	38.0335 EUR (0)
Ø price 250 days Ø volume 250 days (pcs.)	35.6663 EUR (0)
YTD High date	40.5951 EUR (2024/07/30)
YTD Low date	34.1904 EUR (2024/01/29)
52 Weeks High date	40.5951 EUR (2024/07/30)
52 Weeks Low date	30.7841 EUR (2023/08/21)

Recent Research

on sector		on market	
Date		Headline	Download
2024/07/24		Global Equity Ratings	
2024/07/12		Global Equity Ratings	
2024/06/21		Global Equity Ratings	
2024/06/14		Global Equity Ratings	
2024/05/29		Global Equity Ratings	