

# PFIZER INC. FUTURE (PFEF) - EUX/C11

2024/08/30 18:37:04

Price  
**28.8233** USD

Difference  0.22% (0.06)

### General attributes

Symbol	PFEFC11
Exchange	Eurex
Currency	USD
Security type	Future
Underlying	PFIZER INC
Maturity	07-2025
Contract size	100

### Market data

Bid (Bid size)	- USD (-)
Ask (Ask size)	- USD (-)
Open	28.8233 USD
High	28.8233 USD
Low	28.8233 USD
Close (prev. day)	28.7594 USD
Underlying	PFIZER INC
Underlying price (date)	29.01 (24/08/30)
Settlement price (date)	28.82 (24/08/30)
Open Interest	0

### Performance and Risk

	6m	1Y	3Y
Perf (%)	+7.25%	-21.39%	-
Perf (abs.)	+1.95	-7.84	-
Beta	-	-	-
Volatility	28.31	28.14	-

### Futures and Options

Related Futures	-
Related Options	-

5Y











Information about previous performance does not guarantee future performance.  
Source: FactSet

### Price data

Ø price 5 days   Ø volume 5 days (pcs.)	28.8426 USD (0)
Ø price 30 days   Ø volume 30 days (pcs.)	29.4453 USD (0)
Ø price 100 days   Ø volume 100 days (pcs.)	28.2563 USD (0)
Ø price 250 days   Ø volume 250 days (pcs.)	28.9810 USD (0)
YTD High   date	31.2238 USD (2024/07/31)
YTD Low   date	24.8950 USD (2024/04/18)
52 Weeks High   date	36.3138 USD (2023/09/01)
52 Weeks Low   date	24.8950 USD (2024/04/18)

### Recent Research

on underlying	on sector	on market	
Date		Headline	Download
2024/08/12		Global Equity Ratings	
2024/07/24		Global Equity Ratings	
2024/07/12		Global Equity Ratings	
2024/06/21		Global Equity Ratings	
2024/06/14		Global Equity Ratings	