

PFIZER INC. FUTURE (PFEF) - EUX/C1

2024/10/18 18:57:11

Price
29.27 USD

Difference  -0.13% (-0.04)

General attributes

Symbol	PFEFC1
Exchange	Eurex
Currency	USD
Security type	Future
Underlying	PFIZER INC
Maturity	11-2024
Contract size	100

Market data

Bid (Bid size)	- USD (-)
Ask (Ask size)	- USD (-)
Open	29.27 USD
High	29.27 USD
Low	29.27 USD
Close (prev. day)	29.309 USD
Underlying	PFIZER INC
Underlying price (date)	29.22 (24/10/18)
Settlement price (date)	28.84 (24/10/18)
Open Interest	0

Performance and Risk

	6m	1Y	3Y
Perf (%)	+15.61%	-8.67%	-
Perf (abs.)	+3.95	-2.78	-
Beta	-	-	-
Volatility	26.00	26.52	-

Futures and Options

Related Futures	-
Related Options	-







Information about previous performance does not guarantee future performance.
Source: FactSet

Price data

Ø price 5 days Ø volume 5 days (pcs.)	29.37 USD (0)
Ø price 30 days Ø volume 30 days (pcs.)	29.34 USD (0)
Ø price 100 days Ø volume 100 days (pcs.)	29.21 USD (0)
Ø price 250 days Ø volume 250 days (pcs.)	28.46 USD (0)
YTD High date	31.01 USD (2024/07/31)
YTD Low date	25.08 USD (2024/04/26)
52 Weeks High date	31.11 USD (2023/10/19)
52 Weeks Low date	25.08 USD (2024/04/26)

Recent Research

on underlying	on sector	on market	
Date		Headline	Download
2024/09/27		Global Equity Ratings	
2024/09/11		Global Equity Ratings	
2024/09/05		Global Equity Ratings	
2024/08/12		Global Equity Ratings	
2024/07/24		Global Equity Ratings	