

PUBLICIS GROUPE S.A. FUTURE (PU4F) - EUX/C13

2024/08/15 18:48:27

Price
93.2953 EURDifference  1.18% (1.09)

General attributes

Symbol	PU4FC13
Exchange	Eurex
Currency	EUR
Security type	Future
Underlying	PUBLICIS GROUPE S.A.
Maturity	12-2025
Contract size	100

Market data

Bid (Bid size)	- EUR (-)
Ask (Ask size)	- EUR (-)
Open	93.2953 EUR
High	93.2953 EUR
Low	93.2953 EUR
Close (prev. day)	92.2071 EUR
Underlying	PUBLICIS GROUPE S.A.
Underlying price (date)	93.46 (24/08/16)
Settlement price (date)	94.21 (24/08/15)
Open Interest	0

Performance and Risk

	6m	1Y	3Y
Perf (%)	-4.10%	+27.80%	-
Perf (abs.)	-3.99	+20.29	-
Beta	-	-	-
Volatility	23.98	21.22	-

Futures and Options

Related Futures	-
Related Options	-

5Y












Information about previous performance does not guarantee future performance.
Source: FactSet

Price data

Ø price 5 days Ø volume 5 days (pcs.)	91.9778 EUR (0)
Ø price 30 days Ø volume 30 days (pcs.)	95.9152 EUR (0)
Ø price 100 days Ø volume 100 days (pcs.)	99.2816 EUR (0)
Ø price 250 days Ø volume 250 days (pcs.)	87.1200 EUR (0)
YTD High date	106.1077 EUR (2024/04/24)
YTD Low date	84.1410 EUR (2024/01/03)
52 Weeks High date	106.1077 EUR (2024/04/24)
52 Weeks Low date	70.1420 EUR (2023/11/13)

Recent Research

on sector		on market	
Date		Headline	Download
2024/08/12		Global Equity Ratings	
2024/07/24		Global Equity Ratings	
2024/07/12		Global Equity Ratings	
2024/06/21		Global Equity Ratings	
2024/06/14		Global Equity Ratings	