

NETFLIX INC. FUTURE (NTFF) - EUX/C10

2024/04/25 18:47:10

Price
584.4949 USDDifference  0.83% (4.82)

General attributes

| | |
|---------------|-------------|
| Symbol | NTFFC10 |
| Exchange | Eurex |
| Currency | USD |
| Security type | Future |
| Underlying | NETFLIX INC |
| Maturity | 02-2025 |
| Contract size | 100 |

Market data

| | |
|-------------------------|-------------------|
| Bid (Bid size) | - USD (-) |
| Ask (Ask size) | - USD (-) |
| Open | 584.4949 USD |
| High | 584.4949 USD |
| Low | 584.4949 USD |
| Close (prev. day) | 579.6789 USD |
| Underlying | NETFLIX INC |
| Underlying price (date) | 556.49 (24/04/26) |
| Settlement price (date) | 584.49 (24/04/25) |
| Open Interest | 0 |

Performance and Risk

| | 6m | 1Y | 3Y |
|-------------|---------|---------|----|
| Perf (%) | +34.88% | +73.61% | - |
| Perf (abs.) | +151.14 | +247.82 | - |
| Beta | - | - | - |
| Volatility | 31.67 | 36.53 | - |

Futures and Options

| | |
|-----------------|---|
| Related Futures | - |
| Related Options | - |

5Y













Information about previous performance does not guarantee future performance.
Source: FactSet

Price data

| | |
|---|---------------------------|
| Ø price 5 days Ø volume 5 days (pcs.) | 584.9711 USD (0) |
| Ø price 30 days Ø volume 30 days (pcs.) | 636.9969 USD (0) |
| Ø price 100 days Ø volume 100 days (pcs.) | 577.2784 USD (0) |
| Ø price 250 days Ø volume 250 days (pcs.) | 490.8252 USD (0) |
| YTD High date | 660.8344 USD (2024/04/04) |
| YTD Low date | 491.0085 USD (2024/01/03) |
| 52 Weeks High date | 660.8344 USD (2024/04/04) |
| 52 Weeks Low date | 159.7220 USD (2023/12/14) |

Recent Research

| on underlying | on sector | on market | |
|---------------|---|-----------------------|---|
| Date | | Headline | Download |
| 2024/04/26 |  | Global Equity Ratings |  |
| 2024/04/03 |  | Global Equity Ratings |  |
| 2024/03/13 |  | Global Equity Ratings |  |
| 2024/02/22 |  | Global Equity Ratings |  |
| 2024/02/14 |  | Global Equity Ratings |  |