

# NESTLÉ S.A. FUTURE (NESG) - EUX/C12

2024/07/16 18:50:43

Price  
**91.2982** CHF

Difference  -0.58% (-0.53)

### General attributes

Symbol	NESGC12
Exchange	Eurex
Currency	CHF
Security type	Future
Underlying	NESTLÉ SA
Maturity	06-2025
Contract size	100

### Market data

Bid (Bid size)	- CHF (-)
Ask (Ask size)	- CHF (-)
Open	91.2982 CHF
High	91.2982 CHF
Low	91.2982 CHF
Close (prev. day)	91.8326 CHF
Underlying	NESTLÉ SA
Underlying price (date)	92.38 (24/07/17)
Settlement price (date)	91.30 (24/07/16)
Open Interest	0

### Performance and Risk

	6m	1Y	3Y
Perf (%)	-6.13%	-12.68%	-
Perf (abs.)	-5.96	-13.26	-
Beta	-	-	-
Volatility	19.17	16.34	-

### Futures and Options

Related Futures	-
Related Options	-

5Y












Information about previous performance does not guarantee future performance.  
Source: FactSet

### Price data

Ø price 5 days   Ø volume 5 days (pcs.)	92.1721 CHF (0)
Ø price 30 days   Ø volume 30 days (pcs.)	92.9906 CHF (0)
Ø price 100 days   Ø volume 100 days (pcs.)	92.8112 CHF (0)
Ø price 250 days   Ø volume 250 days (pcs.)	98.2227 CHF (0)
YTD High   date	99.1507 CHF (2024/02/05)
YTD Low   date	90.8044 CHF (2024/02/29)
52 Weeks High   date	107.5075 CHF (2023/09/21)
52 Weeks Low   date	90.8044 CHF (2024/02/29)

### Recent Research

on underlying	on sector	on market	
Date		Headline	Download
2024/07/12		Global Equity Ratings	
2024/06/21		Global Equity Ratings	
2024/06/14		Global Equity Ratings	
2024/05/29		Global Equity Ratings	
2024/04/26		Global Equity Ratings	